


ภาคผนวก จ

เอกสารสอบเทียบเครื่องมือที่ใช้ในการตรวจวิเคราะห์

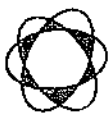




Thai Environmental Technic Limited
บริษัท เทคนิคสิ่งแวดล้อมไทย จำกัด

ตารางการสอบเทียบเครื่องมือที่ใช้ในการตรวจวัดและวิเคราะห์

Item	Description	Parameter	List of Equipment	Equipment No.	Calibration	Next Calibration
1.	Stack Air	Particulate	Dry Gas Meter/SK25	S/N 8005333	07/02/2024	February 2025
			Digital Barometer/PHB-318	S/N B011407	03/05/2024	May 2025
			Digital Thermometer/DP-52	S/N L411635	04-10/04/2024	April 2025
			Electronic Balance/METTLER TOLEDO	S/N 1116392227	10/04/2024	April 2025
			Gas Analyzer/(E-instruments)/E6000-5DS	S/N 1339	03/01/2024	January 2025
2.	Ambient Air	NO _x as NO ₂ SO ₂ CO	Gas Analyzer/(E-instruments)/E6000-5DS	S/N 1339	03/01/2024	January 2025
			Gas Analyzer/(E-instruments)/E6000-5DS	S/N 1339	03/01/2024	January 2025
			Gas Analyzer/(E-instruments)/E6000-5DS	S/N 1339	03/01/2024	January 2025
			ORIFICE TRANSFER STANDARD/Tisch	S/N 0068	21/09/2022	September 2023
			High Volume Air Sampler/TET	S/N TSP-21	11/07/2023	July 2024
		TSP	High Volume Air Sampler/TET	S/N TSP-25	04/07/2023	July 2024
			High Volume Air Sampler/TET	S/N TSP-30	11/07/2023	July 2024
			High Volume Air Sampler/TET	S/N TSP-32	05/07/2023	July 2024
			High Volume Air Sampler/TET	S/N TSP-33	05/07/2023	July 2024
			High Volume Air Sampler/TET	S/N 1116392227	10/04/2024	April 2025
		ORIFICE PM-10	Electronic Balance/METTLER TOLEDO	S/N 0068	21/09/2022	September 2023
			ORIFICE TRANSFER STANDARD/Tisch	S/N PM10-13	11/07/2023	July 2024
			High Volume Air Sampler/TET	S/N PM10-21	11/07/2023	July 2024
			High Volume Air Sampler/TET	S/N PM10-22	11/07/2023	July 2024
			High Volume Air Sampler/TET	S/N PM10-26	11/07/2023	July 2024
		NO ₂	High Volume Air Sampler/TET	S/N PM10-29	05/07/2023	July 2024
			High Volume Air Sampler/TET	S/N 1116392227	10/04/2024	April 2025
			Electronic Balance/METTLER TOLEDO	S/N A009175K	05/07/2023	July 2026
			CERTIFICATE OF ACCURACY : Linde	S/N 407	23/04/2024	October 2024
			NO _x Analyzer/API 200AH	S/N 481	23/04/2024	October 2024
		SO ₂	NO _x Analyzer/Teledyne 200E	S/N 974	19/04/2024	October 2024
			NO _x Analyzer/Teledyne 200E	S/N D636157	18/09/2023	September 2027
			CERTIFICATE OF ACCURACY : Linde	S/N 383	24/04/2024	October 2024
			SO _x Analyzer/API 100E	S/N 1412	24/04/2024	October 2024
			SO _x Analyzer/API 100A	S/N 2658	24/04/2024	October 2024



Thai Environmental Technic Limited
บริษัท เทคโนโลยีสิ่งแวดล้อมไทย จำกัด

ตารางการสอบเทียบเครื่องมือที่ใช้ในการตรวจวัดและวิเคราะห์ (ต่อ)

Item	Description	Parameter	List of Equipment	Equipment No.	Calibration	Next Calibration
2.	Ambient Air (Count)	WS & WD	Wind speed and wind direction/Weather Wizard III	S/N WC50206A21	17/01/2024	January 2025
			Wind speed and wind direction/Weather Wizard II	S/N WC80609A09	24/10/2023	October 2024
			Wind speed and wind direction/Weather Wizard III	S/N WC60731A97	18/03/2024	March 2025
3.	Working Air	Total Dust	Personal Air Sampler/Gilian	S/N 20080703011	19/05/2024	18/06/2024
			Personal Air Sampler/Gilian	S/N 20120202045	19/05/2024	18/06/2024
			Electronic Balance/XP 205	S/N 1129273885	10/04/2024	April 2025
		Respirable Dust	Personal Air Sampler/Gilian	S/N 20110605104	19/05/2024	18/06/2024
			Personal Air Sampler/Gilian	S/N 20080703009	19/05/2024	18/06/2024
			Electronic Balance/XP 205	S/N 1129273885	10/04/2024	April 2025
4.	Water	Temperature	pH Meter (Temperature)/Horiba	S/N B06D00012	01/11/2023	November 2024
		pH	pH Meter/Horiba	S/N B06D00012	01/11/2023	November 2024
		Turbidity	Turbidity Meter/EUTECH TN-100	S/N 2655003	18/10/2023	October 2024
		TSS	Electronic Balance/METTLER TOLEDO	S/N 1116392227	10/04/2024	April 2025
		TDS	Electronic Balance/METTLER TOLEDO	S/N 1116392227	10/04/2024	April 2025
		BOD	BOD Incubator/Model 1250-DS	S/N 2059-1017-0029	29/06/2023	28/06/2024
		Electrical Conductivity	Conductivity Meter/Horiba	S/N D66G0003	29/01/2024	January 2025
		DO	DO Meter/HORIBA	S/N D75J0012	09/02/2024	February 2025
		Na	ICP394/PerkinElmer/OPTIMA8000	S/N 078N1310024C	28/03/2024	September 2024
		Ca	ICP394/PerkinElmer/OPTIMA8000	S/N 078N1310024C	28/03/2024	September 2024
		Mg	ICP394/PerkinElmer/OPTIMA8000	S/N 078N1310024C	28/03/2024	September 2024
		NO ₃ -N	Spectrophotometer/PerkinElmer	S/N 365K9042909	18/08/2023	August 2024
		Cd, Pb	Atomic Absorption Spectrophotometer	S/N PZBS23100902	27/12/2023	December 2024
			Model/PinAAcle 900Z			
		As, Hg	Atomic Absorption Spectrophotometer	S/N 04050110503	28/03/2024	September 2024
			Model/AAAnalyst 100			
		Cu, Fe	ICP394/PerkinElmer/OPTIMA8000	S/N 078N1310024C	28/03/2024	September 2024
		Fecal Coliform Bacteria	Incubator Model INE 500	S/N E-505.1143	09-10/04/2024	April 2025
		Pesticide	Gas Chromatograph/GC7890B	S/N CN16343040	25/09/2023	September 2024



Thai Environmental Technic Limited
บริษัท เทคโนโลยีสิ่งแวดล้อมไทย จำกัด

ตารางการสอบเทียบเครื่องมือที่ใช้ในการตรวจวัดและวิเคราะห์ (ต่อ)

Item	Description	Parameter	List of Equipment	Equipment No.	Calibration	Next Calibration
5.	Ash	pH EC	pH Meter/Horiba	S/N B06D0012	01/11/2023	November 2024
			Conductivity Meter/Horiba	S/N D66G0003	29/01/2024	January 2025
		Hg	Atomic Absorption Spectrophotometer	S/N 040S0110503	29/09/2023	28/03/2024
			Model/AAAnalyst 100			
		As	Atomic Absorption Spectrophotometer	S/N 040S0110503	29/09/2023	28/03/2024
			Model/AAAnalyst 100			
		Cd	Atomic Absorption Spectrophotometer	S/N 040S0110503	29/09/2023	28/03/2024
			Model/AAAnalyst 100			
		Pb	Atomic Absorption Spectrophotometer	S/N 040S0110503	29/09/2023	28/03/2024
			Model/AAAnalyst 100			
		P	Atomic Absorption Spectrophotometer	S/N 365K9042909	18/08/2023	August 2024
			Spectrophotometer/PerkinElmer			
		K	Atomic Absorption Spectrophotometer	S/N 040S0110503	29/09/2023	28/03/2024
			Model/AAAnalyst 100			
6.	Soil	Cu	Atomic Absorption Spectrophotometer	S/N 040S0110503	29/09/2023	28/03/2024
			Model/AAAnalyst 100			
		pH	Atomic Absorption Spectrophotometer	S/N B06D0012	01/11/2023	November 2024
			pH Meter/Horiba			
		P	Spectrophotometer/PerkinElmer	S/N 365K9042909	18/08/2023	August 2024
			Atomic Absorption Spectrophotometer			
		Hg	Atomic Absorption Spectrophotometer	S/N 040S0110503	29/09/2023	28/03/2024
			Model/AAAnalyst 100			
		Pb	Atomic Absorption Spectrophotometer	S/N PZBS23100902	27/12/2023	December 2024
			Model/Atomic Absorption Spectrophotometer			
		Cd	Model/PinAAcle 900Z	S/N PZBS23100902	27/12/2023	December 2024
			Atomic Absorption Spectrophotometer			
		As	Model/PinAAcle 900Z	S/N 040S0110503	29/09/2023	28/03/2024
			Atomic Absorption Spectrophotometer			
		K	Model/AAAnalyst 100	S/N 040S0110503	29/09/2023	28/03/2024
			Atomic Absorption Spectrophotometer			
		Cu	Model/AAAnalyst 100	S/N 040S0110503	29/09/2023	28/03/2024
			Atomic Absorption Spectrophotometer			



ตารางการสอบเทียบเครื่องมือที่ใช้ในการตรวจวัดและวิเคราะห์ (ต่อ)

Item	Description	Parameter	List of Equipment	Equipment No.	Calibration	Next Calibration
7.	Occupational Health and Safety	Calibrator Leq 8 hr	Sound Level Calibrator/Digicon Tenmars	S/N 180501628	16/08/2023	August 2024
			Integrated Sound Level/ACO TYPE 6226	S/N 100099	01/05/2024	31/05/2024
			Integrated Sound Level/ACO TYPE 6226	S/N 110100	01/05/2024	31/05/2024
			Integrated Sound Level/ACO TYPE 6226	S/N 160215	01/05/2024	31/05/2024
		Noise Dose	Noise Dosimeter/TENMARS SOUNDTEK/ST-130	S/N 200300133	23/02/2024	February 2025
			Noise Dosimeter/TENMARS SOUNDTEK/ST-130	S/N 170800207	23/02/2024	February 2025
			Noise Dosimeter/TENMARS SOUNDTEK/ST-130	S/N 170800193	08/02/2024	February 2025
		Heat	Thermal Environment Monitor/Quest/ QUESTemp 34	S/N TEK060009	30-31/01/2024	January 2025
			Thermal Environment Monitor/Quest/ QUESTemp 34	S/N 3522210143	18/03/2024	March 2025
			Thermal Environment Monitor/Quest/ QUESTemp 34	S/N 3522210149	20/03/2024	March 2025



THAI ENVIRONMENTAL TECHNIC LIMITED
บริษัท เทคโนโลยีสิ่งแวดล้อมไทย จำกัด

CONTROL UNIT CALIBRATION

(Metric units , mm)

Date **7-Feb-24**

	Initial	Final	Average	
Barometric press, Pb	758.7	759.2	759.0	mmHg

Dry Gas Meter Data

Console No. **M50-01**

Metering System ID

DGM Number **8005333**

DGM Model **SK 25**

Reference Dry Gas Meter Data

Serial No. **913428**

Model **S-110**

Correction factor(Yr) **1.0209**

Last Calibration Date **26-May-23**

Orifice manometer setting ΔH mm H ₂ O	Ref .	DGM Volume V _m Liters	Temperature (° C)				Time min	DGM Correction factor (Y)	$\Delta H@$ mm H ₂ O
	DMG		Ref	Dry Gas Meter					
	Volume V _r Liters			DGM T _r	Inlet T _i	Outlet T _o			
15.00	100.00	100.02	28.00	28.00	29.00	28.50	8.36	1.0209	46.0356
25.00	100.00	99.95	28.00	28.00	29.00	28.50	6.49	1.0206	46.2849
50.00	100.00	99.73	28.00	28.00	29.00	28.50	4.58	1.0204	46.2125
80.00	100.00	99.47	28.00	28.00	29.00	28.50	3.59	1.0201	45.5608
100.00	100.00	99.25	28.00	28.00	29.00	28.50	3.23	1.0204	46.1904

Average **1.0205** **46.0568**

Dued Date of Calibrate **8-Feb-25**

Calibrated by :

[Signature]

Approved :

[Signature]

Note: For Calibration Factor Y, the ratio of the reading of the calibration meter to the dry gas meter, acceptable tolerance of individual values from the average is ± 0.02 .

Note: For $\Delta H@$, Orifice pressure differential that equates to 0.75cfm (0.0212m³/min) at standard temperature and pressure, acceptable tolerance of individual values from the average is ± 0.2 inches (5.1mm)H₂O.



TECHNOLOGY PROMOTION ASSOCIATION (THAILAND-JAPAN)
CORPORATE SERVICES 3: EQUIPMENT CALIBRATION AND TESTING SERVICES
534/4 PATTANAKARN ROAD SOI 18, SUANLUANG, SUANLUANG, BANGKOK 10250
TEL. 0-2717-3000-24 FAX. 0-2719-9484



Certificate of Calibration

Certificate No. : 24P1476

Page : 1 of 2

Equipment : Digital Barometer

Manufacturer: Lutron

Model : PHB-318

Serial No.: B011407

ID No.: NO.1

Condition As-Received: Used Item

Received Date: 30 April 2024

Calibration Date: 03 May 2024

Reference: 2404-0751DSC

Submitted by: Thai Environmental Technic Limited

Ambient Temperature: (23 ± 2) °C

Relative Humidity: (50 ± 15) %

Atmospheric Pressure: 1006 mbar

This certificate may not be reproduced other than in full,
except with the prior written approval of the head of
Corporate Services 3: Equipment Calibration and Testing Services.

1/8 Soi Ramkhamhaeng 145, Khwaeng/Khet Saphan Sung,
Bangkok 10240

Procedure used: The calibration was conducted by direct comparison method against Pressure Measuring Instruments
Standard according to calibration procedure CP-P10, using " DKD-R 6-1 ; Calibration of Pressure Gauges " as
a guidelines.

Condition of this result of calibration

1.Reference standards instruments :

<u>Instrument</u>	<u>Model</u>	<u>Serial No.</u>	<u>Certificate No.</u>	<u>Due Date</u>
1) Digital Manometer	767367	91R724799	MP-0114-23	31 May 2024

2.This result of calibration was made on requested at the point specified by customer.

3.Scale and conversion factor is 1 kPa = 7.50062 mmHg

4.This result of calibration instrument was in absolute pressure.

5.This instrument was used clean air as pressure media.

6.This instrument was installed in vertical orientation and center of the device was used as the reference level.

7.The certificate is valid only to the item calibrated on date and place of calibration.

8.This Certification is traceable to the International System of Unit maintained through:-

-National Institute of Metrology Thailand (NIMT)

Calibrated by : Suwit Aussarree

Issue Date : 07 May 2024

Approved Signatory :

Attapol P.
[] Phalinee Prabpaipal
[] Sura Suwannasri
[✓] Attapol Panurach



Cert.No.: 24P1476

Page: 2 of 2

Result of calibration:- Without adjustment

Range : 730 mmHg to 770 mmHg

Function:- Absolute Pressure Measurement

Resolution : 0.1 mmHg

Increasing Pressure

Applied Pressure (mmHg)	731.02	741.02	751.02	761.02	771.02
UUC* Indication (mmHg)	731.2	741.2	751.1	761.1	771.1
Error (mmHg)	0.18	0.18	0.08	0.08	0.08

Decreasing Pressure

Applied Pressure (mmHg)	771.02	761.02	751.02	741.02	731.02
UUC* Indication (mmHg)	771.1	761.1	751.1	741.2	731.2
Error (mmHg)	0.08	0.08	0.08	0.18	0.18

The uncertainty of measurement was ± 0.13 mmHg

* UUC = Unit Under Calibration

The reported uncertainty of measurement was based on a standard uncertainty multiplied by a coverage factor $k = 2$, providing a level of confidence of approximately 95 %.

-o0o-



TECHNOLOGY PROMOTION ASSOCIATION (THAILAND-JAPAN)
CORPORATE SERVICES 3: EQUIPMENT CALIBRATION AND TESTING SERVICES
53/4 PATTANAKARN ROAD SOI 18, SUANLUANG, SUANLUANG, BANGKOK 10250
TEL. 0-2717-3000-24 FAX. 0-2719-9484



Certificate of Calibration

Certificate No. : 24T625

Page : 1 of 2

Equipment : Digital Thermometer With Sensor

Manufacturer: Digicon

Model : DP-52

Serial No.: I.411635

ID No.: No.10

Condition As-Received: Used Item

Received Date: 12 March 2024

Calibration Date: 04 April 2024
to 10 April 2024

Reference: 2403-0381DSC

Ambient Temperature: (25 ± 3) °C

Relative Humidity: (50 ± 20) %

This certificate may not be reproduced other than in full,
except with the prior written approval of the head of
Corporate Services 3: Equipment Calibration and Testing Services.

Submitted by: Thai Environmental Technic Limited

1/6 Soi Ramkhamhaeng 145, Khwaeng/Khet Saphan Sung,
Bangkok 10240

Procedure used: Calibration were conducted using in-house calibration procedure CP-T01 according to comparison with Industrial Platinum Resistance Thermometer (IPRT) into liquid bath temperature controller and comparison with Standard Thermocouple (Type R/S) into high temperature furnace.
The temperature scale used was based on ITS-90.

Condition of this result of calibration

1. Reference standards instruments :

<u>Instrument</u>	<u>Model</u>	<u>Serial No.</u>	<u>Certificate No.</u>	<u>Due Date</u>
1) Digital Thermometer	1529	A4B760	23I1123	21 Sep 2024
2) Industrial Platinum Resistance Thermometer	5627	824302	23I1123	21 Sep 2024
3) Digital Multimeter	2700	4016315	23EH24	06 Oct 2024
4) Standard Thermocouple Probe (Type S)	TCS	TCS-001	TT-0004-24	09 Jan 2025

2. The certificate is valid only to the item calibrated on date and place of calibration.

3. This Certification is traceable to the International System of Unit maintained through:-

- Technology Promotion Association (Thailand-Japan), NSC-ONSC Accredited No. Calibration 0008
- National Institute of Metrology Thailand (NIMT)

Calibrated by : Anuchit Pangchata
Issue Date : 19 April 2024

Approved Signatory :

[] Phalinee Prabpaipal
[] Chatchawan Khunpiluek
[✓] Wanlop Larpkern

B 0339236



Cert. No.: 24T625

Page.: 2 of 2

Result of Calibration:-

Without Adjustment

Function: Temperature measurement for Channel T1

This equipment was connected with Thermocouple Type K S/N. 11005001 ID No. NO.10

Dimension of probe : Diameter 8 mm., Length 1030 mm. Sheath material : Stainless Steel

Immersion	Standard	UUC*		Uncertainty
<u>Depth</u>	<u>Temperature</u>	<u>Reading</u>	<u>Error</u>	<u>of Measurement</u>
(mm.)	(°C)	(°C)	(°C)	(±°C)
180	200.0012	200.0	-0.0012	0.74
180	400.0019	399.9	-0.1019	1.4
180	599.98	601.8	1.9200	3.1

UUC* : Unit Under Calibration

The reported uncertainty of measurement was based on standard uncertainty multiplied by a coverage factor $k = 2$, providing a level of confidence of approximately 95%.

-o0o-

a 1210754



Thai Environmental Technic Limited
บริษัท เทคนิคสิ่งแวดล้อมไทย จำกัด

Portable Gas Calibration Report

Manufacturer : E-instruments
Instrument Model : E6000-5DS
Instrument serial no. : 1339
Instrument ID : 11

Date of Calibration: 3-Jan-24
Ambient Condition
Temperature (23±5 °C) : 25.0 °C
Humidity (55±15 % RH) : 50.0 % RH
Barometer (mmHg) : 758.4 mmHg

Standard gas References

Standard gas	Cylinder No.	Traceability	Due date
Oxygen (O ₂)	36232	Linde	June 26, 2031
Nitric Oxide(NO)	D824463	Linde	June 5, 2026
	D824524	Linde	August 22, 2025
Nitrogen Dioxide(NO ₂)	CC518873	Airgas	August 17, 2024
	CC518878	Airgas	August 18, 2024
Sulfur Dioxide (SO ₂)	D824500	Linde	October 11, 2024
	D271305	Linde	October 11, 2024
Carbon Monoxide(CO)	D824500	Linde	October 11, 2024
	D271305	Linde	October 11, 2024

Calibration Results

Parameter	Standard gas	Reading	Actual Error	Test Limit	Results
O ₂ (%vol)	0.0	0.0	0.0	±0.2 % vol	PASS
	14.0	13.9	-0.1		
NO (ppm)	0.0	0.0	0.0	±5.0 ppm 0...100 ppm ±5% measured Value 101....5000 ppm	PASS
	198.0	197.0	-1.0		
NO ₂ (ppm)	392.0	394.0	2.0		PASS
	0.0	0.0	0.0		
SO ₂ (ppm)	40.1	40.0	-0.1		PASS
	82.2	83.0	0.8		
CO (ppm)	0.0	0.0	0.0		PASS
	406.0	405.0	-1.0		
	804.0	802.0	-2.0		PASS
	0.0	0.0	0.0		
	404.0	403.0	-1.0		PASS
	793.0	792.0	-1.0		

Calibrate by:

[Signature]

Approved by:

[Signature]



RECALIBRATION
DUE DATE:
September 21, 2023

Certificate of Calibration

Calibration Certification Information			
Cal. Date: September 21, 2022	Rootsmeter S/N: 438320	Ta: 296 °K	
Operator: Jim Tisch		Pa: 748.3 mm Hg	
Calibration Model #: TE-5025A	Calibrator S/N: 0068		

Run	Vol. Init (m3)	Vol. Final (m3)	ΔVol. (m3)	ΔTime (min)	ΔP (mm Hg)	ΔH (in H2O)
1	1	2	1	1.3760	3.2	2.00
2	3	4	1	0.9710	6.4	4.00
3	5	6	1	0.8730	8.0	5.00
4	7	8	1	0.8300	8.8	5.50
5	9	10	1	0.6870	12.7	8.00

Data Tabulation					
Vstd (m3)	Qstd (x-axis)	$\sqrt{\Delta H \left(\frac{Pa}{Pstd} \right) \left(\frac{Tstd}{Ta} \right)}$ (y-axis)	Va	Qa (x-axis)	$\sqrt{\Delta H \left(\frac{Ta}{Pa} \right)}$ (y-axis)
0.9870	0.7173	1.4080	0.9957	0.7236	0.8895
0.9828	1.0121	1.9912	0.9914	1.0211	1.2579
0.9806	1.1233	2.2262	0.9893	1.1332	1.4064
0.9796	1.1802	2.3349	0.9882	1.1907	1.4750
0.9744	1.4184	2.8160	0.9830	1.4309	1.7789
QSTD	m=	2.01042	QA	m=	1.25889
	b=	-0.03659		b=	-0.02312
	r=	0.99996		r=	0.99996

Calculations	
Vstd= $\Delta Vol \left(\frac{Pa - \Delta P}{Pstd} \right) \left(\frac{Tstd}{Ta} \right)$	Va= $\Delta Vol \left(\frac{Pa - \Delta P}{Pa} \right)$
Qstd= Vstd/ΔTime	Qa= Va/ΔTime
For subsequent flow rate calculations:	
Qstd= $1/m \left(\left(\sqrt{\Delta H \left(\frac{Pa}{Pstd} \right) \left(\frac{Tstd}{Ta} \right)} \right) - b \right)$	Qa= $1/m \left(\left(\sqrt{\Delta H \left(\frac{Ta}{Pa} \right)} \right) - b \right)$

Standard Conditions	
Tstd:	298.15 °K
Pstd:	760 mm Hg
Key	
ΔH: calibrator manometer reading (in H2O)	
ΔP: rootsmeter manometer reading (mm Hg)	
Ta: actual absolute temperature (°K)	
Pa: actual barometric pressure (mm Hg)	
b: intercept	
m: slope	

RECALIBRATION
US EPA recommends annual recalibration per 1998 40 Code of Federal Regulations Part 50 to 51, Appendix B to Part 50, Reference Method for the Determination of Suspended Particulate Matter in the Atmosphere, 9.2.17, page 30

Tisch Environmental, Inc.
145 South Miami Avenue
Village of Cleves, OH 45002

www.tisch-env.com
TOLL FREE: (877)263-7610
FAX: (513)467-9009



Thai Environmental Technic Limited
บริษัท เทคนิคสิ่งแวดล้อมไทย จำกัด

High Volume TSP&PM-10 Calibration Report

Location : Thai Environmental Tech

Site ID : Bangkok

Date : 11-Jul-23

ITEM : TSP

Serial No : (No. 21)

Calibrate By : Pipat

Site Conditions

Barometric Pressure (mm Hg) : 760.00

Temperature (°C) : 25.0

Average Press. (mm Hg) : 250.8

Average Temp (°C) : 29.3

Corrected Pressure (mm Hg) : 760.0

Temperature (deg K) : 298.0

Corrected Average (mm Hg) : -

Average Temp: (Deg K) : -

Calibration Orifice

Make : Tisch

Model : TE-5025A

Serial# : 0068

Qstd Slope : 2.01042

Qstd Intercept : -0.36590

Calibration Due Date : 21-Sep-23

Calibration Information

Plate or Test #	ORIFICE (in H ₂ O)	Qstd (m3/min)	Indicate (CFM)	IC (corrected)	Linear Regression Slope : 30.1571 Intercept : 0.3626 Corr. Coeff : 0.9846 # of Observations: 5
1	12.50	1.941	60.0	57.00	
2	9.20	1.691	54.0	52.00	
3	7.00	1.498	50.0	48.00	
4	5.00	1.294	40.0	40.00	
5	3.00	1.044	30.0	30.00	

Calculations

$$Qstd = 1/m[\text{Sqrt}(H_2O(P_a/P_{std}))(T_{std}/T_a)] - b$$

$$IC = I[\text{Sqrt}(P_a/P_{std})(T_{std}/T_a)]$$

Qstd = standard flow rate

IC = corrected chart response

I = actual chart response

m = calibrator Qstd slope

b = calibrator Qstd intercept

Ta = actual temperature during calibration (deg K)

Pa = actual pressure during calibration (mm Hg)

Tstd = 298 deg K

Pstd = 760 mm Hg

For subsequent calculation of sampler flow:

$$1/m((I)[\text{Sqrt}(298/T_a)(P_a/760)] - b)$$

NOTE: Ensure calibration orifice has been certified within 12 months of use

m = sampler slope


b = sampler intercept

I = chart response

Tav = daily average temperature

Pav = daily average pressure

Calibrate By : 

Approve By : 



Thai Environmental Technic Limited
บริษัท เทคนิคสิ่งแวดล้อมไทย จำกัด

High Volume TSP&PM-10 Calibration Report

Location : Thai Environmental Tech

Site ID : Bangkok

Date : 4-Jul-23

ITEM : TSP

Serial No : (No. 25)

Calibrate By : Pipat

Site Conditions

Barometric Pressure (mm Hg) : 760.00

Temperature (°C) : 25.0

Average Press. (mm Hg) : 750.6

Average Temp (°C) : 28.4

Corrected Pressure (mm Hg) : 760.0

Temperature (deg K) : 298.0

Corrected Average (mm Hg) : -

Average Temp: (Deg K) : -

Calibration Orifice

Make : Tisch

Model : TE-5025A

Serial# : 0068

Qstd Slope : 2.01042

Qstd Intercept : -0.36590

Calibration Due Date : 21-Sep-23

Calibration Information

Plate or Test #	ORIFICE (in H ₂ O)	Qstd (m ³ /min)	Indicate (CFM)	IC (corrected)	Linear Regression Slope : 30.2297 Intercept : 0.1413 Corr. Coeff : 0.9875 # of Observations: 5
1	12.50	1.941	60.0	57.00	
2	9.20	1.691	54.0	52.00	
3	7.20	1.517	50.0	48.00	
4	5.00	1.294	40.0	40.00	
5	3.00	1.044	30.0	30.00	

Calculations

$$Qstd = 1/m[\text{Sqrt}(H_2O(P_a/P_{std})(T_{std}/T_a)) - b]$$

$$IC = I[\text{Sqrt}(P_a/P_{std})(T_{std}/T_a)]$$

Qstd = standard flow rate

IC = corrected chart response

I = actual chart response

m = calibrator Qstd slope

b = calibrator Qstd intercept

Ta = actual temperature during calibration (deg K)

Pa = actual pressure during calibration (mm Hg)

Tstd = 298 deg K

Pstd = 760 mm Hg

For subsequent calculation of sampler flow:

$$1/m[(1)\{\text{Sqrt}(298/T_a)(P_a/760)\}] - b]$$

NOTE: Ensure calibration orifice has been certified within 12 months of use


m = sampler slope

b = sampler intercept

I = chart response

Tav = daily average temperature

Pav = daily average pressure

Calibrate By : 

Approve By : 



Thai Environmental Technic Limited
บริษัท เทคโนโลยีสิ่งแวดล้อมไทย จำกัด

High Volume TSP&PM-10 Calibration Report

Location : Thai Environmental Tech

Site ID : Bangkok

Date : 11-Jul-23

ITEM : TSP

Serial No : (No. 30)

Calibrate By : Pipat

Site Conditions

Barometric Pressure (mm Hg) : 760.00

Temperature (°C) : 25.0

Average Press. (mm Hg) : 750.8

Average Temp (°C) : 29.2

Corrected Pressure (mm Hg) : 760.0

Temperature (deg K) : 298.0

Corrected Average (mm Hg) : -

Average Temp: (Deg K) : -

Calibration Orifice

Make : Tisch

Model : TE-5025A

Serial# : 0068

Qstd Slope : 2.01042

Qstd Intercept : -0.36590

Calibration Due Date : 21-Sep-23

Calibration Information

Plate or Test #	ORIFICE (in H ₂ O)	Qstd (m ³ /min)	Indicate (CFM)	IC (corrected)	Linear Regression Slope : 30.1811 Intercept : 0.0536 Corr. Coeff : 0.9901 # of Observations: 5
1	12.50	1.941	60.0	57.00	
2	9.30	1.699	54.0	52.00	
3	7.40	1.535	50.0	48.00	
4	5.00	1.294	40.0	40.00	
5	3.00	1.044	30.0	30.00	

Calculations

$$Qstd = 1/m[\text{Sqrt}(H_2O(P_a/P_{std}))(T_{std}/T_a)] - b]$$

$$IC = I[\text{Sqrt}(P_a/P_{std}))(T_{std}/T_a)]$$

Qstd = standard flow rate

IC = corrected chart response

I = actual chart response

m = calibrator Qstd slope

b = calibrator Qstd intercept

Ta = actual temperature during calibration (deg K)

Pa = actual pressure during calibration (mm Hg)

Tstd = 298 deg K

Pstd = 760 mm Hg

For subsequent calculation of sampler flow:

$$1/m((I)[\text{Sqrt}(298/T_{av})(P_{av}/760)] - b)$$

NOTE: Ensure calibration orifice has been certified within 12 months of use


m = sampler slope

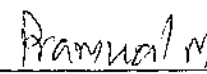
b = sampler intercept

I = chart response

Tav = daily average temperature

Pav = daily average pressure

Calibrate By : 

Approve By : 



Thai Environmental Technic Limited
บริษัท เทคนิคสิ่งแวดล้อมไทย จำกัด

High Volume TSP&PM-10 Calibration Report

Location : Thai Environmental Tech

Site ID : Bangkok

Date : 5-Jul-23

ITEM : TSP

Serial No : (No.32)

Calibrate By : Pipat

Site Conditions

Barometric Pressure (mm Hg) : 760.00

Temperature (°C) : 25.0

Average Press. (mm Hg) : 750.6

Average Temp (°C) : 28.4

Corrected Pressure (mm Hg) : 760.0

Temperature (deg K) : 298.0

Corrected Average (mm Hg) : -

Average Temp (Deg K) : -

Calibration Orifice

Make : Tisch

Model : TE-5025A

Serial# : 0068

Qstd Slope : 2.01042

Qstd Intercept : -0.36590

Calibration Due Date : 21-Sep-23

Calibration Information

Plate or Test #	ORIFICE (in H ₂ O)	Qstd (m3/min)	Indicate (CFM)	IC (corrected)	Linear Regression Slope : 29.9470 Intercept : 0.4184 Corr. Coeff : 0.9883 # of Observations: 5
1	12.50	1.941	60.0	57.00	
2	9.50	1.715	54.0	52.00	
3	7.20	1.517	50.0	48.00	
4	5.00	1.294	40.0	40.00	
5	3.00	1.044	30.0	30.00	

Calculations

$$Qstd = 1/m[\text{Sqrt}(H_2O(P_a/P_{std}))(T_{std}/T_a)] - b]$$

$$IC = I[\text{Sqrt}(P_a/P_{std}))(T_{std}/T_a)]$$

Qstd = standard flow rate

IC = corrected chart response

I = actual chart response

m = calibrator Qstd slope

b = calibrator Qstd intercept

Ta = actual temperature during calibration (deg K)

Pa = actual pressure during calibration (mm Hg)

Tstd = 298 deg K

Pstd = 760 mm Hg

For subsequent calculation of sampler flow:

$$1/m((I[\text{Sqrt}(298/T_a)(P_a/760)] - b)$$

NOTE: Ensure calibration orifice has been certified within 12 months of use

m = sampler slope

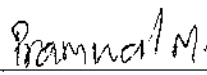
b = sampler intercept

I = chart response

Tav = daily average temperature

Pav = daily average pressure

Calibrate By : 

Approve By : 



Thai Environmental Technic Limited
บริษัท เทคนิคสิ่งแวดล้อมไทย จำกัด

High Volume TSP&PM-10 Calibration Report

Location : Thai Environmental Tech

Site ID : Bangkok

Date : 5-Jul-23

ITEM : TSP

Serial No : (No.33)

Calibrate By : Pipat

Site Conditions

Barometric Pressure (mm Hg) : 760.00

Temperature (°C) : 25.0

Average Press. (mm Hg) : 750.6

Average Temp (°C) : 28.4

Corrected Pressure (mm Hg) : 760.0

Temperature (deg K) : 298.0

Corrected Average (mm Hg) : -

Average Temp (Deg K) : -

Calibration Orifice

Make : Tisch

Model : TE-5025A

Serial# : 0068

Qstd Slope : 2.01042

Qstd Intercept : -0.36590

Calibration Due Date : 21-Sep-23

Calibration Information

Plate or Test #	ORIFICE (in H ₂ O)	Qstd (m ³ /min)	Indicate (CFM)	IC (corrected)	Linear Regression Slope : 29.8445 Intercept : 0.7388 Corr. Coeff : 0.9841 # of Observations: 5
1	12.60	1.948	60.0	57.00	
2	9.30	1.699	54.0	52.00	
3	7.00	1.498	50.0	48.00	
4	5.00	1.294	40.0	40.00	
5	3.00	1.044	30.0	30.00	

Calculations

$$Qstd = 1/m[\text{Sqrt}(H_2O(P_a/P_{std})(T_{std}/T_a)) - b]$$

$$IC = I[\text{Sqrt}(P_a/P_{std})(T_{std}/T_a)]$$

Qstd = standard flow rate

IC = corrected chart response

I = actual chart response

m = calibrator Qstd slope

b = calibrator Qstd intercept

Ta = actual temperature during calibration (deg K)

Pa = actual pressure during calibration (mm Hg)

Tstd = 298 deg K

Pstd = 760 mm Hg

For subsequent calculation of sampler flow:

$$1/m((I)[\text{Sqrt}(298/T_{av})(P_{av}/760)] - b)$$

NOTE: Ensure calibration orifice has been certified within 12 months of use

m = sampler slope

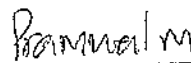
b = sampler intercept

I = chart response

Tav = daily average temperature

Pav = daily average pressure

Calibrate By : 

Approve By : 



Thai Environmental Technic Limited
บริษัท เทคนิคสิ่งแวดล้อมไทย จำกัด

High Volume TSP&PM-10 Calibration Report

Location : Thai Environmental Tech

Site ID : Bangkok

Date : 11-Jul-23

ITEM : PM10

Serial No : (No. 13)

Calibrate By : Pipat

Site Conditions

Barometric Pressure (mm Hg) : 760.00

Temperature (°C) : 25.0

Average Press. (mm Hg) : 750.6

Average Temp (°C) : 29.5

Corrected Pressure (mm Hg) : 760.0

Temperature (deg K) : 298.0

Corrected Average (mm Hg) : -

Average Temp: (Deg K) : -

Calibration Orifice

Make : Tisch

Model : TB-5025A

Serial# : 0068

Qstd Slope : 2.01042

Qstd Intercept : -0.03659

Calibration Due Date : 21-Sep-23

Calibration Information

Plate or Test #	ORIFICE (in H ₂ O)	Qstd (m ³ /min)	Indicate (CFM)	IC (corrected)	Linear Regression Slope : 35.3007 Intercept : 0.2307 Corr. Coeff : 0.9894 # of Observations: 5
1	12.00	1.741	60.0	60.00	
2	9.00	1.510	54.0	54.00	
3	7.00	1.334	50.0	50.00	
4	5.00	1.130	40.0	40.00	
5	3.00	0.880	30.0	30.00	

Calculations

$$Qstd = 1/m[\text{Sqrt}(H_2O(Pa/Pstd)(Tstd/Ta)) - b]$$

$$IC = I[\text{Sqrt}(Pa/Pstd)(Tstd/Ta)]$$

Qstd = standard flow rate

IC = corrected chart response

I = actual chart response

m = calibrator Qstd slope

b = calibrator Qstd intercept

Ta = actual temperature during calibration (deg K)

Pa = actual pressure during calibration (mm Hg)

Tstd = 298 deg K

Pstd = 760 mm Hg

For subsequent calculation of sampler flow:

$$1/m((I)[\text{Sqrt}(298/Tav)(Pav/760)] - b)$$

m = sampler slope

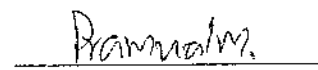
b = sampler intercept

I = chart response

Tav = daily average temperature

Pav = daily average pressure

Calibrate By : 

Approve By : 

NOTE: Ensure calibration orifice has been certified within 12 months of use



Thai Environmental Technic Limited
บริษัท เทคโนโลยีสิ่งแวดล้อมไทย จำกัด

High Volume TSP&PM-10 Calibration Report

Location : Thai Environmental Tech

Site ID : Bangkok

Date : 11-Jul-23

ITEM : PM10

Serial No : (No. 21)

Calibrate By : Pipat

Site Conditions

Barometric Pressure (mm Hg) : 760.00

Temperature (°C) : 25.0

Average Press. (mm Hg) : 750.8

Average Temp (°C) : 28.3

Corrected Pressure (mm Hg) : 760.0

Temperature (deg K) : 298.0

Corrected Average (mm Hg) : -

Average Temp (Deg K) : -

Calibration Orifice

Make : Tisch

Model : TE-5025A

Serial# : 0068

Qstd Slope : 2.01042

Qstd Intercept : -0.03659

Calibration Due Date : 21-Sep-23

Calibration Information

Plate or Test #	ORIFICE (in H ₂ O)	Qstd (m ³ /min)	Indicate (CFM)	IC (corrected)	Linear Regression Slope : 33.9187 Intercept : 2.6249 Corr. Coeff : 0.9894 # of Observations: 5
1	12.60	1.784	62.0	62.00	
2	10.00	1.591	56.0	56.00	
3	7.40	1.371	52.0	52.00	
4	5.20	1.152	42.0	42.00	
5	3.20	0.908	32.0	32.00	

Calculations

$$Q_{std} = 1/m[\sqrt{H_2O(P_a/P_{std})(T_{std}/T_a)}] - b]$$

$$IC = I[\sqrt{P_a/P_{std}}](T_{std}/T_a)]$$

Qstd = standard flow rate

IC = corrected chart response

I = actual chart response

m = calibrator Qstd slope

b = calibrator Qstd intercept

Ta = actual temperature during calibration (deg K)

Pa = actual pressure during calibration (mm Hg)

Tstd = 298 deg K

Pstd = 760 mm Hg

For subsequent calculation of sampler flow:

$$1/m((I)[\sqrt{298/T_{av}}](P_{av}/760)] - b]$$

NOTE: Ensure calibration orifice has been certified within 12 months of use


m = sampler slope

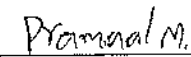
b = sampler intercept

I = chart response

Tav = daily average temperature

Pav = daily average pressure

Calibrate By : 

Approve By : 



Thai Environmental Technic Limited
บริษัท เทคนิคสิ่งแวดล้อมไทย จำกัด

High Volume TSP&PM-10 Calibration Report

Location : Thai Environmental Tech

Site ID : Bangkok

Date : 11-Jul-23

ITEM : PM10

Serial No : (No. 22)

Calibrate By : Pipat

Site Conditions

Barometric Pressure (mm Hg) : 760.00

Temperature (°C) : 25.0

Average Press. (mm Hg) : 750.6

Average Temp (°C) : 29.2

Corrected Pressure (mm Hg) : 760.0

Temperature (deg K) : 298.0

Corrected Average (mm Hg) : -

Average Temp: (Deg K) : -

Calibration Orifice

Make : Tisch

Model : TE-5025A

Serial# : 0068

Qstd Slope : 2.01042

Qstd Intercept : -0.03659

Calibration Due Date : 21-Sep-23

Calibration Information

Plate or Test #	ORIFICE (in H ₂ O)	Qstd (m3/min)	Indicate (CFM)	IC (corrected)	Linear Regression Slope : 35.0529 Intercept : 0.4420 Corr. Coeff : 0.9897 # of Observations: 5
1	12.00	1.741	60.0	60.00	
2	9.20	1.527	54.0	54.00	
3	7.00	1.334	50.0	50.00	
4	5.00	1.130	40.0	40.00	
5	3.00	0.880	30.0	30.00	

Calculations

$$Qstd = 1/m[\text{Sqrt}(H_2O(P_a/P_{std})(T_{std}/T_a)) - b]$$

$$IC = I[\text{Sqrt}(P_a/P_{std})(T_{std}/T_a)]$$

Qstd = standard flow rate
IC = corrected chart response
I = actual chart response

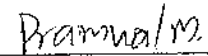
m = calibrator Qstd slope
b = calibrator Qstd intercept
T_a = actual temperature during calibration (deg K)
P_a = actual pressure during calibration (mm Hg)
T_{std} = 298 deg K
P_{std} = 760 mm Hg

For subsequent calculation of sampler flow:
 $1/m((I[\text{Sqrt}(298/T_{av})(P_{av}/760)]) - b)$

NOTE: Ensure calibration orifice has been certified within 12 months of use

m = sampler slope
b = sampler intercept
I = chart response
T_{av} = daily average temperature
P_{av} = daily average pressure

Calibrate By : 

Approve By : 



Thai Environmental Technic Limited
บริษัท เทคนิคสิ่งแวดล้อมไทย จำกัด

High Volume TSP&PM-10 Calibration Report

Location : Thai Environmental Tech

Site ID : Bangkok

Date : 11-Jul-23

ITEM : PM10

Serial No : (No. 26)

Calibrate By : Pipat

Site Conditions

Barometric Pressure (mm Hg) : 760.00

Temperature (°C) : 25.0

Average Press. (mm Hg) : 750.6

Average Temp (°C) : 28.7

Corrected Pressure (mm Hg) : 760.0

Temperature (deg K) : 298.0

Corrected Average (mm Hg) : -

Average Temp: (Deg K) : -

Calibration Orifice

Make : Tisch

Model : EE-5025A

Serial# : 0068

Qstd Slope : 2.01042

Qstd Intercept : -0.03659

Calibration Due Date : 21-Sep-23

Calibration Information

Plate or Test #	ORIFICE (in H ₂ O)	Qstd (m ³ /min)	Indicate (CFM)	IC (corrected)	Linear Regression Slope : 35.0529 Intercept : 0.4420 Corr. Coeff : 0.9897 # of Observations: 5
1	12.00	1.741	60.0	60.00	
2	9.20	1.527	54.0	54.00	
3	7.00	1.334	50.0	50.00	
4	5.00	1.130	40.0	40.00	
5	3.00	0.880	30.0	30.00	

Calculations

$$Qstd = 1/m[\text{Sqrt}(H_2O(P_a/P_{std})(T_{std}/T_a))-b]$$

$$IC = I[\text{Sqrt}(P_a/P_{std})(T_{std}/T_a)]$$

Qstd = standard flow rate

IC = corrected chart response

I = actual chart response

m = calibrator Qstd slope

b = calibrator Qstd intercept

Ta = actual temperature during calibration (deg K)

Pa = actual pressure during calibration (mm Hg)

Tstd = 298 deg K

Pstd = 760 mm Hg

For subsequent calculation of sampler flow:

$$1/m[(I)[\text{Sqrt}(298/T_{av})(P_{av}/760)]-b]$$

NOTE: Ensure calibration orifice has been certified within 12 months of use


m = sampler slope

b = sampler intercept

I = chart response

Tav = daily average temperature

Pav = daily average pressure

Calibrate By : 

Approve By : 



Thai Environmental Technic Limited
บริษัท เทคโนโลยีสิ่งแวดล้อมไทย จำกัด

High Volume TSP&PM-10 Calibration Report

Location : Thai Environmental Tech

Site ID : Bangkok

Date : 5-Jul-23

ITEM : PM10

Serial No : (No. 29)

Calibrate By : Pipat

Site Conditions

Barometric Pressure (mm Hg) : 760.00

Temperature (°C) : 25.0

Average Press. (mm Hg) : 750.6

Average Temp (°C) : 28.7

Corrected Pressure (mm Hg) : 760.0

Temperature (deg K) : 298.0

Corrected Average (mm Hg) : -

Average Temp: (Deg K) : -

Calibration Orifice

Make : Tisch

Model : TE-5025A

Serial# : 0068

Qstd Slope : 2.01042

Qstd Intercept : -0.03659

Calibration Due Date : 21-Sep-23

Calibration Information

Plate or Test #	ORIFICE (in H ₂ O)	Qstd (m3/min)	Indicate (CFM)	IC (corrected)	Linear Regression Slope : 34.1794 Intercept : 1.0242 Corr. Coeff : 0.9939 # of Observations: 5
1	12.20	1.756	60.0	60.00	
2	9.60	1.559	54.0	54.00	
3	7.40	1.371	50.0	50.00	
4	5.00	1.130	40.0	40.00	
5	3.00	0.880	30.0	30.00	

Calculations

$$Qstd = 1/m[\text{Sqrt}(H_2O(P_a/P_{std}))(T_{std}/T_a)] - b$$

$$IC = I[\text{Sqrt}(P_a/P_{std})(T_{std}/T_a)]$$


Qstd = standard flow rate
IC = corrected chart response
I = actual chart response

m = calibrator Qstd slope
b = calibrator Qstd intercept
Ta = actual temperature during calibration (deg K)
Pa = actual pressure during calibration (mm Hg)
Tstd = 298 deg K

Pstd = 760 mm Hg

For subsequent calculation of sampler flow:
 $1/m((I)[\text{Sqrt}(298/T_{av})(P_{av}/760)] - b)$

m = sampler slope
b = sampler intercept
I = chart response
Tav = daily average temperature
Pav = daily average pressure

Calibrate By : 

Approve By : 

NOTE: Ensure calibration orifice has been certified within 12 months of use



Thai Environmental Technic Limited
บริษัท เทคนิคสิ่งแวดล้อมไทย จำกัด

NOx Analyzer Calibration Report

Calibrate Date : 23-Apr-24
Analyzer Type : NOx
Brand : API
Model : 200 AH
Serial Number : 407 (No. 2)
Range : 500 ppb

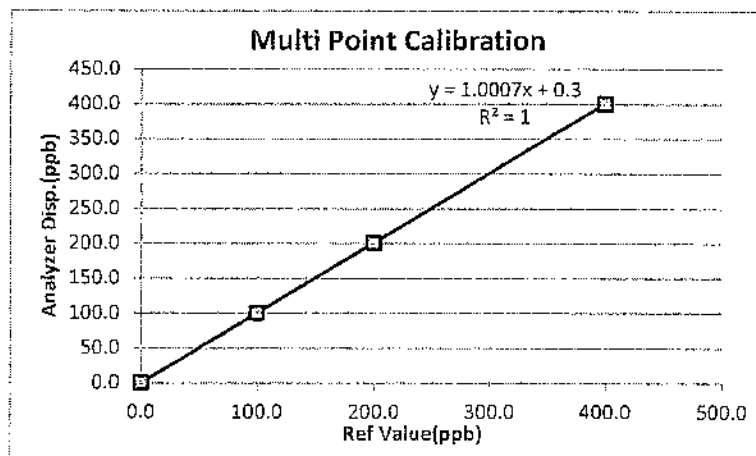
Temperature (°C) : 25°C
Barometer (mmHg) : 759.9
Humidity (50±15 %) : 50.0%RH
Dilutor : API M700 S/N 625
Zero Air : API M701 S/N 1926
Standard gas : A00917 SK

Calibration of Span

Supply Gas	Ref Value(ppb)	Before of Span(ppb)			After of Span(ppb)			% diff of Span
		NOx	NO	NO ₂	NOx	NO	NO ₂	
Zero	0.0	1.5	1.1	0.4	0.0	0.0	0.0	0.0
Span	400.0	403.0	405.0	-2.0	400.0	400.0	0.0	0.0

Multi Point Calibration

Ref Value(ppb)	Analyzer Disp.(ppb)			Output Difference		
	NOx	NO	NO ₂	Diff(ppb)	% Diff	Abs (%) Diff
0.0	0.4	0.3	0.1	0.30	0.001	0.08
100.0	100.8	100.2	0.6	0.20	0.002	0.20
200.0	201.0	200.7	0.3	0.70	0.003	0.35
400.0	401.2	400.5	0.7	0.50	0.001	0.13
Average Diff (%)						0.19



Calibrate by: *[Signature]*

Approved by: *[Signature]*



Thai Environmental Technic Limited
บริษัท เทคโนโลยีสิ่งแวดล้อมไทย จำกัด

NOx Analyzer Calibration Report

Calibrate Date : 19-Apr-24
Analyzer Type : NOx
Brand : Teledyne
Model : 200 E
Serial Number : 974 (No.34)
Range : 500 ppb

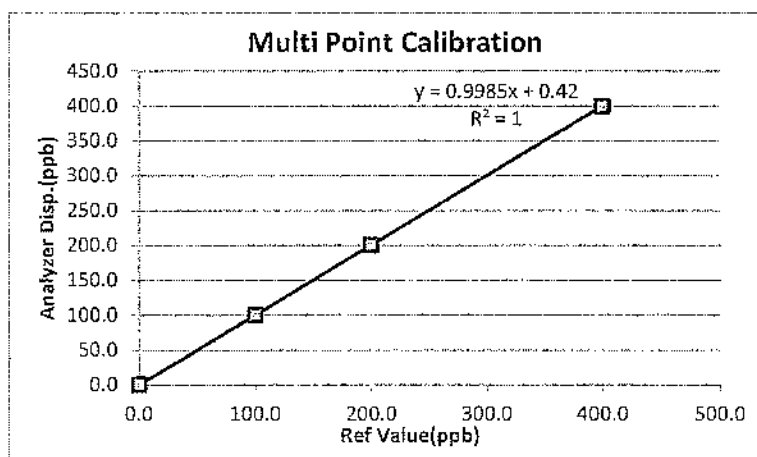
Temperature (°C) : 25°C
Barometer (mmHg) : 760.0
Humidity (50±15 %) : 50.0%RH
Dilutor : API M700 S/N 625
Zero Air : API M701 S/N 1926
Standard gas : A00917 SK

Calibration of Span

Supply Gas	Ref Value(ppb)	Before of Span.(ppb)			After of Span.(ppb)			% diff of Span
		NOx	NO	NO ₂	NOx	NO	NO ₂	
Zero	0.0	3.2	2.8	0.4	0.0	0.0	0.0	0.0
Span	400.0	413.0	408.0	5.0	400.0	400.0	0.0	0.0

Multi Point Calibration

Ref Value(ppb)	Analyzer Disp.(ppb)			Output Difference		
	NOx	NO	NO ₂	Diff(ppb)	% Diff	Abs (%) Diff
0.0	0.5	0.3	0.2	0.30	0.001	0.08
100.0	100.9	100.3	0.6	0.30	0.003	0.30
200.0	201.1	200.3	0.8	0.30	0.002	0.15
400.0	400.9	399.7	1.2	-0.30	-0.001	0.08
Average Diff (%)						0.15



Calibrate by:

[Signature]

Approved by:

[Signature]



Thai Environmental Technic Limited
บริษัท เทคนิคสิ่งแวดล้อมไทย จำกัด

NOx Analyzer Calibration Report

Calibrate Date : 23-Apr-24
Analyzer Type : NOx
Brand : Teledyne
Model : 200 E
Serial Number : 481 (No.37)
Range : 500 ppb

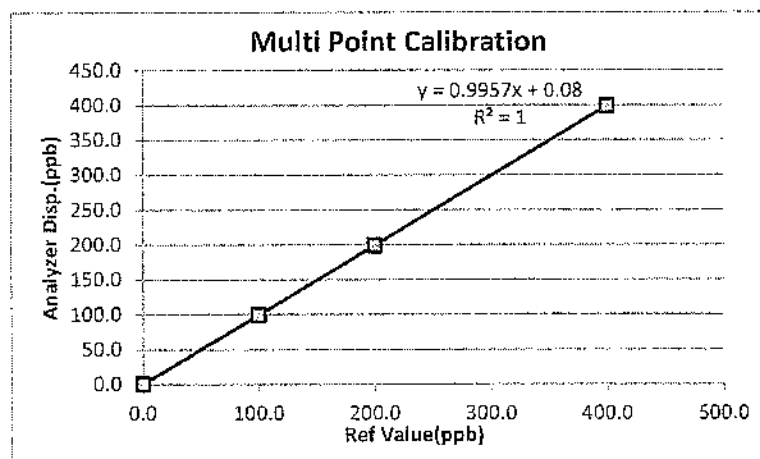
Temperature (°C) : 25°C
Barometer (mmHg) : 760.0
Humidity (50±15 %) : 50.0%RH
Dilutor : API M700 S/N 625
Zero Air : API M701 S/N 1926
Standard gas : A00917 SK

Calibration of Span

Supply Gas	Ref Value(ppb)	Before of Span (ppb)			After of Span (ppb)			% diff of Span
		NOx	NO	NO ₂	NOx	NO	NO ₂	
Zero	0.0	0.3	2.6	-2.3	0.0	0.0	0.0	0.0
Span	400.0	415.0	412.0	3.0	400.0	400.0	0.0	0.0

Multi Point Calibration

Ref Value(ppb)	Analyzer Disp.(ppb)			Output Difference		
	NOx	NO	NO ₂	Diff(ppb)	% Diff	Abs (%) Diff
0.0	0.3	0.4	-0.1	0.40	0.001	0.10
100.0	99.5	99.3	0.2	-0.70	-0.007	0.70
200.0	199.3	199.1	0.2	-0.90	-0.005	0.45
400.0	399.4	398.5	0.9	-1.50	-0.004	0.38
Average Diff (%)						0.41



Calibrate by:

[Signature]

Approved by:

[Signature]

Certificate of Analysis
Special Gases Mixture

Customer Details

Name: Thai Environmental Technic Limited. Address: 1/6 Soi Ramkhamhaeng 45, Sapansoong, Khet Saphan Sung, Bangkok 10240 Customer Tag No.: -

Certificate Details

Number: 2500/23 Date of Issue: 18-Sep-2023 Expiry date: 18-Sep-2027
Material Details
Production Order: 90179846 Material Code: 60S400-SK-44 Cylinder No.: D636157
Gas content: 5.520 M³ Filling pressure: 145 bar Valve: CGA 660 SS
Cylinder Owner: LINDE Cylinder Material: Spectra seal Cylinder Size: 40 L

Laboratory Report

Analytical Result

Component	Nominal Concentration	Analysis Result ¹	Uncertainty ²	Method of Analysis ³	Assay Date
Sulphur Dioxide in Nitrogen	40.0 ppm	41.1 ppm	± 1% relative	(6) I-PB-352	8-Sep & 18-Sep-23

Reference Standard used in Assay

Reference Standard	Cylinder number	Concentration	Expiry date:
Sulphur Dioxide in Nitrogen	BOC1506295G	25.35 ± 0.25 ppm	9-Jun-2024

Analytical Instruments used in Assay

Instrument/Make/Model	Analytical Principle	Last Multipoint Calibration
FTIR Spectrometers Nicolet i550	FTIR-SO2	6-Sep-2023

Recommend usage condition

Minimum utilization: 5% of actual content or before expire date whichever comes first.
Storage condition: Keep in well ventilation and secure area.

Comments

When reordering, please quote the material number

Note:

1. All results expressed in this report are on mole/mole basis, unless otherwise specified, the Assay of this Standard has been performed in accordance with the EPA Traceability Protocol EPA-600/R-12/531 for the Assay and Certification of Gaseous Calibration Standards using procedure G1
2. The reported expanded uncertainty is based on a standard uncertainty multiplied by a coverage factor k=2, providing a level of confidence of approximately 95%.
3. (1) Gas Chromatography, (2) Paramagnetic Oxygen Analyzer, (3) Electrochemical Oxygen Analyzer, (4) Electrochemical Moisture Analyzer, (5) Total Hydrocarbon Analyzer, (6) Other - Specified

Sukanya Parinyasoonporn

Signatory for and on behalf of Linde (Thailand) Co., Ltd.

Page 1 of 1

This report shall not be reproduced except in full

PB-002/1006

Issued / 2, 61 August 2023

บริษัท ลินด์ (ประเทศไทย) จำกัด (มหาชน)

เลขที่ใบแจ้งหนี้: 016750702725

ชั้น 15 อาคารทาวเวอร์ เอ 2/3 หมู่ 14 ถนนรามคำแหง-ตราด กม. 6.5 แขวงคลอง

อ.บางพลี จ.สมุทรปราการ 10540 โทรศัพท์ (66) 2338-6100 โทรสาร (66) 2338-6333

โรงงานเวลโกรว์: 105 หมู่ 5 ต.บางพลีใหญ่ อ.บางพลี จ.สมุทรปราการ 24180

โทรศัพท์ (66) 38.570-479-93

โทรสาร (66) 38.570-323

Linde (Thailand) Public Company Limited

PEL Registration No. 01675337010725

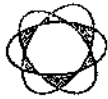
15th Floor, Bangna Tower A, 2/3 Moo 14, Bangna Trad Km. 6.5 Road, Bangkaew

Bangplee, Samutprakarn 10540, Tel (66) 2338-6100 Fax (66) 2338-6333

Wellgrow Plant: 105 Moo 5, 1.Bangsanak, A.Bangpakong, Chachoengsao 24180

Thailand, Tel (66) 38.570-479-93

Fax (66) 38.570-323



Thai Environmental Technic Limited
บริษัท เทคนิสิ่งแวดล้อมไทย จำกัด

Analyzer Calibration Report

Calibrate Date : 24-Apr-24
Analyzer Type : SO₂
Brand : API
Model : 100E
Serial Number : 383 (No.12)
Range : 500 ppb

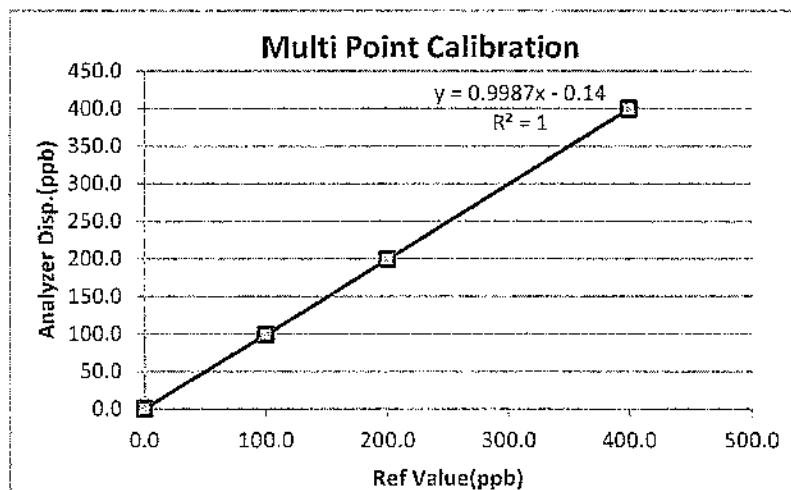
Temperature (°C) : 25°C
Barometer (mmHg) : 760.0
Humidity (50±15 %) : 50.0 %RH
Dilutor : API M700 S/N 625
Zero Air : API M701 S/N 1926
Standard gas : D636157

Calibration of Span

Supply Gas	Ref Value(ppb)	Before of Span.(ppb)	After of Span.(ppb)	Abs% diff of Span
Zero	0.0	3.2	0.0	0.0
Span	400.0	411.0	400.0	0.0

Multi Point Calibration

Ref Value(ppb)	Analyzer Disp.(ppb)	Output Difference		
		Diff (ppb)	Percent Diff	Abs Percent Diff
0.0	0.4	0.4	0.00	0.10
100.0	99.2	-0.8	-0.01	0.80
200.0	199.3	-0.7	0.00	0.35
400.0	399.6	-0.4	0.00	0.10
Average Diff (%)				0.34



Calibrate by:

Approved by:

แก้ไขครั้งที่ : 00

วันที่อนุมัติ 02/09/15

เลขที่แบบฟอร์ม : QF-QP16-06



Thai Environmental Technic Limited
บริษัท เทคนิคสิ่งแวดล้อมไทย จำกัด

Analyzer Calibration Report

Calibrate Date : 24-Apr-24
Analyzer Type : SO₂
Brand : API
Model : 100A
Serial Number : 1412 (No. 17)
Range : 500 ppb

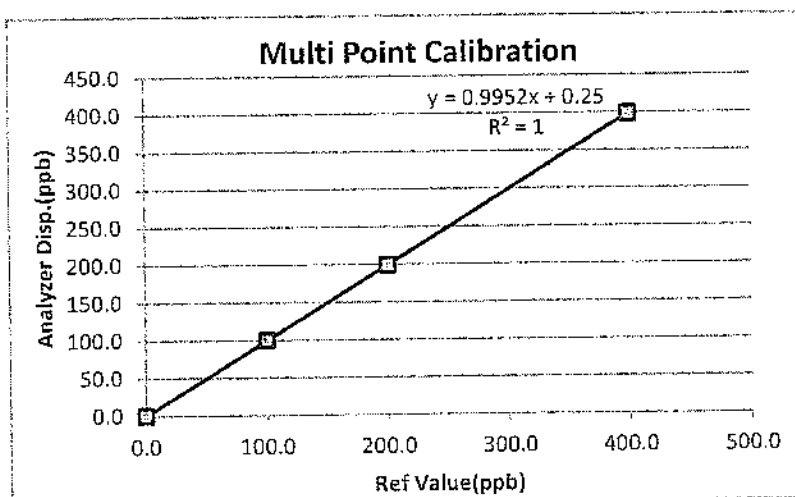
Temperature (°C) : 25°C
Barometer (mmHg) : 755.0
Humidity (50±15 %) : 50.0 %RH
Dilutor : API M700 S/N 625
Zero Air : API M701 S/N 1926
Standard gas : D636157

Calibration of Span

Supply Gas	Ref Value(ppb)	Before of Span(ppb)	After of Span(ppb)	Abs% diff of Span
Zero	0.0	1.8	0.0	0.0
Span	400.0	398.0	400.0	0.0

Multi Point Calibration

Ref Value(ppb)	Analyzer Disp.(ppb)	Output Difference		
		Diff (ppb)	Percent Diff	Abs Percent Diff
0.0	0.4	0.4	0.00	0.09
100.0	99.7	-0.3	0.00	0.30
200.0	199.2	-0.8	0.00	0.40
400.0	398.4	-1.6	0.00	0.40
Average Diff (%)				0.30



Calibrate by:

Approved by:

แก้ไขครั้งที่ : 00

วันที่อนุมัติ 02/09/15

เลขที่แบบฟอร์ม : QF-QP16-06



Thai Environmental Technic Limited
บริษัท เทคนิคสิ่งแวดล้อมไทย จำกัด

Analyzer Calibration Report

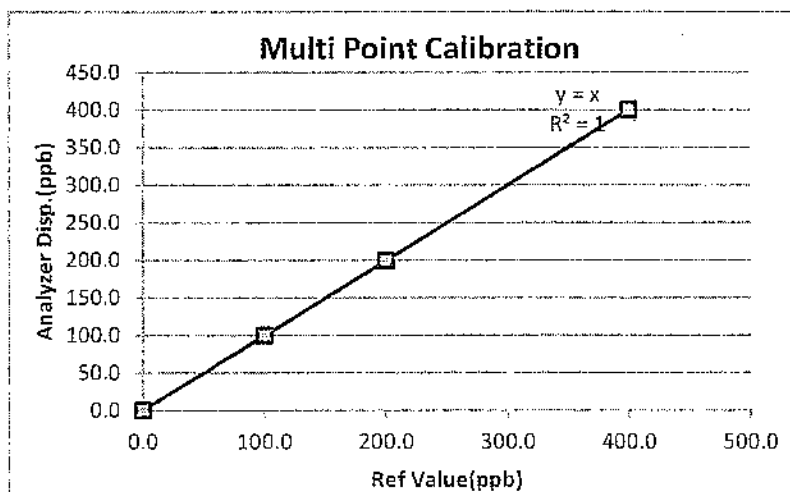
Calibrate Date	24-Apr-24	Temperature (°C)	: 25°C
Analyzer Type	SO ₂	Barometer (mmHg)	: 755.0
Brand	API	Humidity (50±15 %)	: 50.0 %RH
Model	100E	Dilutor	: API M700 S/N 625
Serial Number	2658 (No.18)	Zero Air	: API M701 S/N 1926
Range	500 ppb	Standard gas	: D636157

Calibration of Span

Supply Gas	Ref Value(ppb)	Before of Span.(ppb)	After of Span.(ppb)	Abs% diff of Span
Zero	0.0	2.3	0.0	0.0
Span	400.0	391.0	400.0	0.0

Multi Point Calibration

Ref Value(ppb)	Analyzer Disp.(ppb)	Output Difference		
		Diff (ppb)	Percent Diff	Abs Percent Diff
0.0	0.4	0.4	0.00	0.10
100.0	99.8	-0.2	0.00	0.20
200.0	199.5	-0.5	0.00	0.25
400.0	400.3	0.3	0.00	0.08
Average Diff (%)				0.16



Calibrate by:

Approved by:

แก้ไขครั้งที่ : 00

วันที่อนุมัติ 02/09/15

เลขที่แบบฟอร์ม : QF-QP16-06



THAI METEOROLOGICAL DEPARTMENT

4353 Sukhumvit, Bangna, Bangkok 10260 Tel. 081-454-2804, 0-2399-0469

Calibration Certificate

Issued by : Calibration & Test Section : Meteorological Instruments Bureau

Date of Issue 18 March, 2024

Certification No. 131/24

Page : 1 of 2

Object : Wind speed and wind direction

Manufacturer : Davis Instruments Inc.

Type : Weather Wizard III

Serial No. : WC60731A97 ID No. : No.4

Customer : Thai Environmental Technic Limited.
1/6 Soi Ramkhamhaeng 145,
Khwaeng/Khet Saphan Sung, Bangkok 10240.

Calibration Condition : Temperature 25.1 °C Barometric Pressure 1010.6 hPa

NATIONAL STANDARD WIND TUNNEL :

: Micromanometer Theodor Friedrichs FC014 Serial No. 9310119

: HOOK GAGE NO 1425 Pitot Tube Theodor Friedrichs Type 0800.0000 serial 9023

N.I.S.T. Test Reference Number 731/241460 : Standard Velocity at 20 - 30 m/sec

: Ultrasonic Anemometer Model DA-650-3TV (sensor TR-90AH)

Serial Number 110730029 (sensor 120629586)

JAPAN QUALITY ASSURANCE ORGANIZATION : Standard Velocity at 0 - 20 m/sec


Calibrated by :

Mr. Watcharapol Subwat

Mechanical Engineer

Signed :

Mr. Pisood Promsut





THAI METEOROLOGICAL DEPARTMENT

4353 Sukhumvit, Bangna, Bangkok 10260 Tel. 081-454-2804,0-2399-0469

The Result of Calibration

Certification No. 131/24

18 March, 2024

Page : 2 of 2

Standard Ultrasonic Anemometer	HOOK GAGE NO. 1425			TESTED ANEMOMETER	
	Pressure	Vacuum	Velocity	Velocity	Correction
m/sec	inches H ₂ O	inches H ₂ O	m/sec	m/sec	m/sec
1.00	-	-	-	0.4	0.60
3.02	-	-	-	2.2	0.82
5.00	-	-	-	4.5	0.50
7.00	-	-	-	6.3	0.70
9.02	-	-	-	8.5	0.52
11.01	-	-	-	10.3	0.71
13.01	-	-	-	12.7	0.31
15.01	-	-	-	14.3	0.71
17.02	-	-	-	16.7	0.32
20.02	-	-	-	19.3	0.72


Wind Aloft Plotting Board.	
U.S. DEPARTMENT OF COMMERCE WEATHER BUREAU	
WIND DIRECTION	TESTED WIND DIRECTION
0	0
90	90
180	180
270	270

Calibrated by :

Watcharapol

Mr. Watcharapol Subwat

Mechanical Engineer





THAI METEOROLOGICAL DEPARTMENT

4353 Sukhumvit, Bangna, Bangkok 10260 Tel. 081-454-2804, 0-2399-0469

Calibration Certificate

Issued by : Calibration & Test Section : Meteorological Instruments Bureau

Date of Issue 17 January, 2024

Certification No. 047/24

Page : 1 of 2

Object : Wind speed and wind direction

Manufacturer : Davis Instruments Inc.

Type : Weather Wizard III

Serial No. : WC50206A21 ID No. : No.22

Customer : Thai Environmental Technic Limited.
1/6 Soi Ramkhamhaeng 145,
Khwaeng/Khet Saphan Sung, Bangkok 10240.

Calibration Condition : Temperature 25.1 °C Barometric Pressure 1014.3 hPa

NATIONAL STANDARD WIND TUNNEL :

: Micromanometer Theodor Friedrichs FC014 Serial No. 9310119

: HOOK GAGE NO 1425 Pitot Tube Theodor Friedrichs Type 0800.0000 serial 9023

N.I.S.T. Test Reference Number 731/241460 : Standard Velocity at 20 - 30 m/sec

: Ultrasonic Anemometer Model DA-650-3TV (sensor TR-90AH)

Serial Number 110730029 (sensor 120629586)

JAPAN QUALITY ASSURANCE ORGANIZATION : Standard Velocity at 0 - 20 m/sec

Calibrated by :

Watcharapol

Mr. Watcharapol Subwat

Mechanical Engineer

Signed :

Pisood Promsut
Mr. Pisood Promsut

(Authorised Signatory)

for the Chief

Sub-Standard Instrument





THAI METEOROLOGICAL DEPARTMENT

4353 Sukhumvit, Bangna, Bangkok 10260 Tel. 081-454-2804,0-2399-0469

The Result of Calibration

Certification No. 047/24

17 January, 2024

Page : 2 of 2

Standard Ultrasonic Anemometer	HOOK GAGE NO. 1425			TESTED ANEMOMETER	
	Pressure	Vacumm	Velocity	Velocity	Correction
m/sec	inches H ₂ O	inches H ₂ O	m/sec	m/sec	m/sec
1.00	-	-	-	0.9	0.10
3.02	-	-	-	2.7	0.32
5.00	-	-	-	4.9	0.10
7.00	-	-	-	6.7	0.30
9.02	-	-	-	8.9	0.12
11.01	-	-	-	10.7	0.31
13.01	-	-	-	13.0	0.01
15.01	-	-	-	14.9	0.11
17.02	-	-	-	17.0	0.02
20.02	-	-	-	20.0	0.02

Wind Aloft Plotting Board.	
US.DEPARTMENT OF COMMERCE WEATHER BUREAU	
WIND DIRETION	TESTED WIND DIRECTION
0	0
90	90
180	180
270	270


Calibrated by :

Watcharapol

Mr. Watcharapol Subwat

Mechanical Engineer

Calibration & Test Section
Meteorological Instruments Bureau





THAI METEOROLOGICAL DEPARTMENT

4353 Sukhumvit, Bangna, Bangkok 10260 Tel. 081-454-2804, 0-2399-0469

Calibration Certificate

Issued by : Calibration & Test Section : Meteorological Instruments Bureau

Date of Issue 24 October, 2023

Certification No. 375/23

Page : 1 of 2

Object : Wind speed and wind direction

Manufacturer : Davis Instruments Inc.

Type : Weather Wizard II

Serial No. : WC80609A09 ID No. : No.27

Customer : Thai Environmental Technic Limited.
1/6 Soi Ramkhamhaeng 145,
Khwaeng/Khet Saphan Sung, Bangkok 10240.

Calibration Condition : Temperature 25.1 °C Barometric Pressure 1012.1 hPa

NATIONAL STANDARD WIND TUNNEL :


: Thermal Anemometer 642 S/N 91563

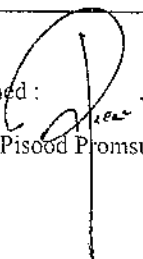
: HOOK GAGE NO 1425 Pitot Tube Theodor Friedrichs Type 0800.0000 serial 9023


N.I.S.T. Test Reference Number 731/241460 : Standard Velocity at 20 - 30 m/sec

: Ultrasonic Anemometer Model DA-650-3TV (sensor TR-90AH)
Serial Number 110730029 (sensor 120629586)

JAPAN QUALITY ASSURANCE ORGANIZATION : Standard Velocity at 0 - 20 m/sec

Calibrated by : 
Mr. Watcharapol Subwat
Mechanical Engineer

Signed : 
Mr. Pisood Promsut





THAI METEOROLOGICAL DEPARTMENT

4353 Sukhumvit, Bangna, Bangkok 10260 Tel. 081-454-2804,0-2399-0469

The Result of Calibration

Certification No. 375/23

24 October, 2023

Page : 2 of 2

Standard Ultrasonic Anemometer m/sec	HOOK GAGE NO. 1425			TESTED ANEMOMETER	
	Pressure inches H ₂ O	Vacuum inches H ₂ O	Velocity m/sec	Velocity m/sec	Correction m/sec
1.00	-	-	-	0.9	0.10
3.02	-	-	-	2.7	0.32
5.00	-	-	-	4.9	0.10
7.04	-	-	-	6.7	0.34
9.02	-	-	-	8.9	0.12
11.01	-	-	-	10.7	0.31
13.01	-	-	-	13.0	0.01
15.01	-	-	-	14.8	0.21
17.02	-	-	-	17.0	0.02
20.02	-	-	-	20.0	0.02

Wind Aloft Plotting Board.	
U.S. DEPARTMENT OF COMMERCE WEATHER BUREAU	
WIND DIRECTION	TESTED WIND DIRECTION
0	0
90	90
180	180
270	270

Calibrated by :

Watchapol

Mr. Watchapol Subwat

Mechanical Engineer





Thai Environmental Technic Limited
บริษัท เทคนิกล้างแวลด้อมไทย จํากัด

Personal Pump Calibration Report

Equipment Type : Personal Pump/Parameter
Equipment Range : 0.1-7.0 L/min
Calibration Range : 0.1-4.0 L/min
Calibration Type : Drycal
Calibration S/N : 4491

Item	Personal Pump S/N	Hi Flow/Low Flow	ครั้งที่ 1	ครั้งที่ 2	ครั้งที่ 3	Average	Uncertainty
1.	20080703011	2.0	1.9940	1.9960	1.9980	1.9960	±0.0020
2.	20120202045	2.0	1.9970	1.9980	1.9990	1.9980	±0.0010
3.	20110605104	2.5	2.4960	2.4970	2.4980	2.4970	±0.0010
4.	20080703009	2.5	2.4940	2.4960	2.4980	2.4960	±0.0020

Calibration Date 19 / 05 / 67

Calibration By อธิษฐ์

Remark : Uncertainty Type A = σ = $\frac{SD}{\sqrt{n}}$

: SD = Standard deviation
: \bar{X} = Mean



TECHNOLOGY PROMOTION ASSOCIATION (THAILAND-JAPAN)
CORPORATE SERVICES 3: EQUIPMENT CALIBRATION AND TESTING SERVICES
534/4 PATTANAKARN ROAD SOI 18, SUANLUANG, SUANLUANG BANGKOK 10250
TEL.0-2717-3000-29 FAX.0-2719-9484



Certificate of Calibration

Cert.No.: 24MM273

Page.: 1 of 3

Equipment : Electronic Balance

Manufacturer : Mettler Toledo

Model : XP205DR

Serial No. : 1129273885

ID No. : Ins-LAB-035

Submitted by : Thai Environmental Technic Limited
1/6 Soi Ramkhamhaeng 145,
Khwaeng/Khet Saphan Sung,
Bangkok 10240

Location : Balance Room

Received order : 09 April 2024

Calibration Date : 10 April 2024

Ambient Temperature : 15 °C to 40 °C

Relative Humidity : 30 % to 90 %

Calibrated by : Khit Ruttanaprapachai

Approved by :

Kunchit

Approved Signatory

- () Ponpan Palpim
() Suwit Imjai
(✓) Kunchit Promprat

Issue Date :

12 April 2024

The Uncertainties are for a confidence probability of approximately 95%

This certificate may not be reproduced other than in full, except with the prior written
Approval of the head of Corporate Services 3 : Equipment Calibration and Testing Services.



Equipment : Electronic Balance
Condition As-Received : Used Item
Reference : 2404-0113OC-15
Procedure used :-

Cert.No.: 24MM273

Page: 2 of 3

Calibration were conducted using in-house calibration procedure CP-OB01 based on UKAS LAB 14 according to direct measurement method against standard weight.

Condition of this result of calibration

1. Reference standard instruments:-

<u>Instruments</u>	<u>Model</u>	<u>Serial No.</u>	<u>ID No.</u>	<u>Test report No.</u>	<u>Due date</u>
1) Standard Weight Set (E2)	15884	-	70RC138	MM-0020-23	30 Jan 2025

- This certificate is valid only to the item calibrated on date and place of calibration.
- This result of calibration was made on requested at the point specified by customer.
- This certificate is not certified for any commercial transaction.
- This certification is traceable to the International System of Unit.

Result of calibration () Without Adjustment (*) After Adjustment by Internal Calibration

Range capacity :	0 g to 81 g	Resolution	0.00001 g
	81 g to 220 g	Resolution	0.0001 g

Before Adjustment :

<u>Applied Weight</u>	<u>Balance Reading</u>	<u>Correction</u>	<u>Measurement Uncertainty</u>	<u>Coverage Factor</u>
(g)	(g)	(g)	(\pm mg)	(k)
80	79.99997	+0.00003	0.15	2
200	199.9998	+0.0002	0.29	2

After Adjustment :

1. **Determination of the standard deviation of weighing machine** (n = 10)

<u>Applied Weight</u>	<u>Standard Deviation of Reading (g)</u>
(g)	
80	0.000016
200	0.00005



Equipment : Electronic Balance
 Condition As-Received : Used Item
 Reference : 2404-01130C-15

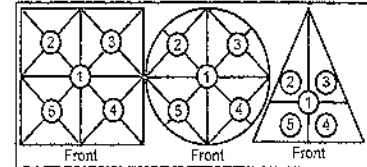
Cert.No.: 24MM273

Page: 3 of 3

Result of calibration

2. Effect of off center loading

A mass of 100 g was placed to various position on the pan.
 The weighing machine reading error obtained is given in the table



Maximum difference between
 off-center and central loading

Position 1	Position 2	Position 3	Position 4	Position 5
(g)	(g)	(g)	(g)	(g)
+0.0001	+0.0001	0.0000	0.0000	+0.0002

(g)
 0.0001

3. Departure from nominal value

Applied Weight	Balance Reading	Correction	Measurement Uncertainty	Coverage Factor
(g)	(g)	(g)	(\pm mg)	(k)
Unload	0.00000	0.00000	0.028	2.28
0.01	0.00999	+0.00001	0.029	2.28
0.05	0.04999	+0.00001	0.029	2.23
1	0.99999	+0.00001	0.030	2.17
2	1.99999	+0.00001	0.030	2.15
5	4.99999	+0.00001	0.034	2.09
10	10.00000	0.00000	0.036	2.06
20	19.99999	+0.00001	0.045	2
50	49.99999	+0.00001	0.080	2
80	79.99999	+0.00001	0.15	2
200	199.9998	+0.0002	0.29	2

The reported uncertainty of measurement was based on a standard uncertainty multiplied by a coverage factor k , providing a level of confidence of approximately 95 %.

-o0o-



TECHNOLOGY PROMOTION ASSOCIATION (THAILAND-JAPAN)
CORPORATE SERVICES 3: EQUIPMENT CALIBRATION AND TESTING SERVICES
534/4 PATTANAKARN ROAD SOI 18, SUANLUANG, SUANLUANG BANGKOK 10250
TEL. 0-2747-3000-29 FAX. 0-2749-9484



Cert.No.: 23CHO644

Page.: 1 of 2

Certificate of Calibration

Equipment : pH Meter
Manufacturer : Horiba
Model : LAQUA-PH1300
Serial No. : B06D0012
ID No. : Ins-LAB-026
Condition As-Received: Used Item
Received Date : 31 October 2023
Calibration Date : 01 November 2023
Reference : 2310-08430C-7
Submitted by : Thai Environmental Technic Limited
1/6 Soi Ramkhamhaeng 145,
Khwaeng/Khet Saphan Sung,
Bangkok 10240
Calibration Place : Laboratory (Thai Environment Technic Limited)
Ambient Temperature : (25.4 - 24.2) °C
Relative Humidity : (69.3 - 66.7) %
Calibration Procedure : In - house method :
- CP-OCH2 by direct measurement with standard
voltage calibrator and direct measurement
with certified reference material (CRM)
Calibrated by : Khit Ruttanaprapachai

Approved by :

Approved Signatory

- (✓) Saithip Meangmai
() Warakorn Lernagatrakul
() Ponpan Paipim

Issue Date : 10 November 2023

The Uncertainties are for a confidence probability of approximately 95%

This certificate may not be reproduced other than in full, except with the prior written
Approval of the Head of Corporate Services 3: Equipment Calibration and Testing Services.

A 0060438



Cert. No.: 23CHO644

Page.: 2 of 2

Condition of this calibration result

1. Reference Standard Instrument :-

<u>Instrument</u>	<u>Serial No.</u>	<u>ID No.</u>	<u>Cert. No.</u>	<u>Due Date</u>
1) Document Process Calibrator	43160066	130RC092	23E1284	10 Apr 2024
2) Digital Thermometer	-	130RC018	23T1595	13 Sep 2024

This certification is traceable to the International System of Unit maintained through:-

- Technology Promotion Association (Thailand - Japan)

2. Certified Reference Materials : The measurement results are traceable to SI through CPA chem Ltd.,
ANSI-ASQ National Accreditation Board, Accredited No. AR-1835

<u>Buffer Solution</u>	<u>Manufacturer</u>	<u>Lot No.</u>	<u>Exp. date</u>
pH 1.679	CPA chem	823319	20 Jun 2024
pH 4.008	CPA chem	931958	01 Oct 2025
pH 6.865	CPA chem	788996	01 Jan 2024
pH 9.181	CPA chem	931960	01 Oct 2024
*pH 12.45	Hach Lenge GmbH	C02902	19 Nov 2023

3. This certificate is valid only to the item calibrated on date and place of calibration.

Calibration Results**Function : mV Measurement**

Performing standard curve by Fluke at pH (1.7,4,7,10)

Unit Under Calibration	Nominal Value	Standard Voltage Input	Actual Reading		Uncertainty of Measurement (\pm mV)	Coverage factor k
	pH	mV	mV	pH		
pH Meter S/N.: B06D0012	1.680	314.73	314.7	1.680	0.058	2.00
	4.000	177.48	177.4	4.000	0.058	2.00
	6.860	8.28	8.3	6.860	0.058	2.00
	7.000	0.00	0.0	7.000	0.058	2.00
	9.180	-128.97	-129.0	9.180	0.058	2.00
	10.000	-177.48	-177.4	10.000	0.058	2.00

Function : pH Measurement

Performing four buffers standard curve by using buffer nominal pH (1.7,4,7,9)

Unit Under Calibration	Standard pH Buffer Solution	Actual pH Reading	Actual mV Reading (mV)	Uncertainty of pH measurement (\pm)	Coverage factor k
pH Electrode S/N.: 9X3D0537	1.679	1.686	296.3	0.0071	2.13
	4.008	3.992	159.1	0.0089	2.25
	6.865	6.845	-10.1	0.015	2.20
	9.181	9.138	-143.9	0.014	2.00
	*12.45	12.427	-335.9	0.056	2.00

Remark: * : Not NSC-ONSC Accredited

The reported uncertainty of measurement was based on a standard uncertainty multiplied by a coverage factor k, providing a level of confidence of approximately 95 %.

-o0o-

Saitthip

a 1188741



TECHNOLOGY PROMOTION ASSOCIATION (THAILAND-JAPAN)
CORPORATE SERVICES 3 : EQUIPMENT CALIBRATION AND TESTING SERVICES

534/4 PATTANAKARN ROAD SOI 18, SUANLUANG, SUANLUANG BANGKOK 10250

TEL. 0-2717-3000-29 FAX. 0-2719-9484

Cert.No.: 23CH1336

Page.: 1 of 2

Certificate of Calibration

Equipment : Turbidity Meter
Manufacturer : Thermo Scientific
Model : EUTECH TN-100
Serial No. : 2655003
ID. No. : -
Condition As-Received: Used Item
Received Date : 17 October 2023
Calibration Date : 18 October 2023
Reference : 2310-0562DSC-11
Submitted by : Thai Environmental Technic Limited
1/6 Soi Ramkhamhaeng 145,
Khwaeng/Khet Saphan Sung, Bangkok 10240
Ambient Temperature : (25 \pm 2.5) $^{\circ}$ C
Relative Humidity : (50 \pm 20) %
Calibration Procedure : In - house method : CP-CH11
based on direct measurement by
using Formazin standard solution

Calibrated by : Walalak Sirithean

Approved by :

Approved Signatory

- (☒) Sathip Meangmai
() Warakorn Lerngagtrakul
() Ponpan Paipim

Issue Date : 18 October 2023

The Uncertainties are for a confidence probability of approximately 95%.

This certificate may not be reproduced other than in full, except with the prior written approval of the head of Calibration and Testing Equipment Services.

A 0012067



Cert.No. : 23CH1336.

Page. : 2 of 2

Condition of this calibration result

1. Reference Standard Instruments :

This certification is traceable to the International System of unit (SI unit) through:-

- Technology Promotion Association (Thailand-Japan).

<u>Instruments</u>	<u>Serial No.</u>	<u>ID No.</u>	<u>Certificate No.</u>	<u>Due date</u>
1) Thermo-Hygrograph	1103328	130EC010	23H1361	13 June 2024
2) Electronic Balance	1124013382	140RC006	23MM18	20 Feb 2024

2. Standard Material : The Formazin suspension has been prepared gravimetric from

<u>Material</u>	<u>Manufacturer</u>	<u>Lot No.</u>	<u>Assay</u>
1) Hexamethylenetetramine	HIMEDIA	0000493947	99.65%
2) Hydrazinium Sulfate	HIMEDIA	0000522014	99.40%

3. This certificate is valid only to the item calibrated on date and place of calibration.

Calibration result

Performing three - Formazin suspension standard curve by using 20,100,800 NTU
Turbidity Meter Serial Number : 2655003

Standard Formazine suspension (NTU)	UUC* Reading (NTU)	Uncertainty of Measurement (\pm NTU)	Coverage Factor <i>k</i>
0.1	0.23	0.027	2.06
20	20.1	0.38	2.00
100	100	0.74	2.00
800	799	2.1	2.13

Remark

- UUC* = Unit Under Calibration

- NTU = Nephelometric Turbidity Units

* The reported uncertainty of measurement was based on a standard uncertainty multiplied by a coverage factor *k*, providing a level of confidence of approximately 95 %.

-o0o-

Santhip

a 1184940



TECHNOLOGY PROMOTION ASSOCIATION (THAILAND-JAPAN)
CORPORATE SERVICES 3: EQUIPMENT CALIBRATION AND TESTING SERVICES
534/4 PATTANAKARN ROAD SOI 18, SUANLUANG, SUANLUANG BANGKOK 10250
TEL.0-2717-3000-29 FAX.0-2719-9484



Certificate of Calibration

Cert.No.: 24MM272

Page.: 1 of 3

Equipment : Electronic Balance
Manufacturer : Mettler Toledo
Model : AB204
Serial No. : 1116392227
ID No. : Ins-LAB-033
Submitted by : Thai Environmental Technic Limited
1/6 Soi Ramkhamhaeng 145,
Khwaeng/Khet Saphan Sung,
Bangkok 10240
Location : Balance Room
Received order : 09 April 2024
Calibration Date : 10 April 2024
Ambient Temperature : 15 °C to 40 °C
Relative Humidity : 30 % to 90 %
Calibrated by : Khit Ruttanaprapachai

Approved by :

Kunchit

Approved Signatory

- () Ponpan Paipim
() Suwit Imjai
(✓) Kunchit Promprat

Issue Date :

12 April 2024

The Uncertainties are for a confidence probability of approximately 95%

This certificate may not be reproduced other than in full, except with the prior written
Approval of the head of Corporate Services 3 : Equipment Calibration and Testing Services.



Equipment : Electronic Balance

Cert.No.: 24MM272

Condition As-Received : Used Item

Page: 2 of 3

Reference : 2404-0113OC-14

Procedure used :-

Calibration were conducted using in-house calibration procedure CP-OB01 based on UKAS LAB 14 according to direct measurement method against standard weight.

Condition of this result of calibration

1. Reference standard instruments:-

<u>Instruments</u>	<u>Model</u>	<u>Serial No.</u>	<u>ID No.</u>	<u>Test report No.</u>	<u>Due date</u>
1) Standard Weight Set (E2)	15884	-	70RC138	MM-0020-23	30 Jan 2025

2. This certificate is valid only to the item calibrated on date and place of calibration.

3. This result of calibration was made on requested at the point specified by customer.

4. This certificate is not certified for any commercial transaction.

5. This certification is traceable to the International System of Unit.

Result of calibration () Without Adjustment (*) After Adjustment by External Calibration

Range capacity : 0 g to 210 g **Resolution** 0.0001 g

Before Adjustment :

<u>Applied Weight</u>	<u>Balance Reading</u>	<u>Correction</u>	<u>Measurement Uncertainty</u>	<u>Coverage Factor</u>
(g)	(g)	(g)	(\pm mg)	(k)
100	100.0000	0.0000	0.19	2
200	200.0001	-0.0001	0.30	2

After Adjustment :

1. Determination of the standard deviation of weighing machine (n = 10)

<u>Applied Weight</u>	<u>Standard Deviation of Reading (g)</u>
(g)	
100	0.00007
200	0.00008



Equipment : Electronic Balance
 Condition As-Received : Used Item
 Reference : 2404-0113OC-14

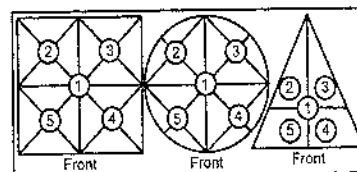
Cert.No.: 24MM272

Page: 3 of 3

Result of calibration

2. Effect of off center loading

A mass of 100 g was placed at various positions on the pan.
 The weighing machine reading error obtained is given in the table



Maximum difference between
 off-center and central loading
 (g)
 0.0003

Position 1 (g)	Position 2 (g)	Position 3 (g)	Position 4 (g)	Position 5 (g)
0.0000	+0.0001	0.0000	+0.0001	+0.0003

3. Departure from nominal value

Applied Weight (g)	Balance Reading (g)	Correction (g)	Measurement Uncertainty (\pm mg)	Coverage Factor (k)
Unload	0.0000	0.0000	0.14	2.11
0.01	0.0101	-0.0001	0.14	2.11
0.1	0.1001	-0.0001	0.14	2.11
0.5	0.5002	-0.0002	0.14	2.11
1	1.0002	-0.0002	0.14	2.11
5	5.0000	0.0000	0.14	2.11
10	10.0001	-0.0001	0.14	2.11
25	25.0000	0.0000	0.15	2.07
50	49.9999	+0.0001	0.15	2.06
100	100.0002	-0.0002	0.19	2
200	200.0002	-0.0002	0.30	2

The reported uncertainty of measurement was based on a standard uncertainty multiplied by a coverage factor k , providing a level of confidence of approximately 95 %.



TECHNOLOGY PROMOTION ASSOCIATION (THAILAND-JAPAN)
CORPORATE SERVICES 3: EQUIPMENT CALIBRATION AND TESTING SERVICES
534/4 PATTANAKARN ROAD SOI 18, SUANLUANG, SUANLUANG BANGKOK 10250
TEL. 0-2717-3000-29 FAX. 0-2719-9484




Cert. No.: 23TM704

Page: 1 of 3

Certificate of Calibration

Equipment : BOD Incubator
Manufacturer : Accuplus
Model : i250-DS
Serial No. : 2059-1017-0029
ID No. : LAB BOD 06
Submitted by : Thai Environmental Technic Limited
1/6 Soi Ramkhamhaeng 145,
Khwaeng/Khet Saphan Sung,
Bangkok 10240
Location : Laboratory (Thai Environmental Technic Limited)
Received Order : 29 June 2023
Calibration Date : 29 June 2023
Ambient Temperature : $(26 \pm 10) ^\circ\text{C}$
Relative Humidity : $(50 \pm 30) \%$
Calibrated by : Suwit Imjai

Approved by :


Approved Signatory

() Ponthippa Tameyakul
(☒) Malee Butkruea

Issue Date :

5 July 2023

The Uncertainties are for a confidence probability of approximately 95%

This certificate may not be reproduced other than in full, except with the prior written
Approval of the head of Corporate Services 3 : Equipment Calibration and Testing Services.

A 0053593



Equipment : BOD Incubator
 Condition As-Received : Used Item
 Reference : 2306-0712OC-8

Cert. No.: 23TM704
 Page : 2 of 3

Procedure Used :-

Calibration were conducted using calibration procedure CP-OT02 according to direct measurement method with Data Acquisition which connected with Resistance Temperature Detector (RTD).

The temperature scale used was based on ITS-90.

Condition of this result of calibration

1. Reference standard instrument:-

Instrument	Serial No.	Cert. No.	Traceable	Due Date
1) Data Acquisition	MY57013823	23LM66	TPA	25 Mar 2024

2. This certificate is valid only to the item calibrated on date and place of calibration.

3. This certification is traceable to the international System of Unit.

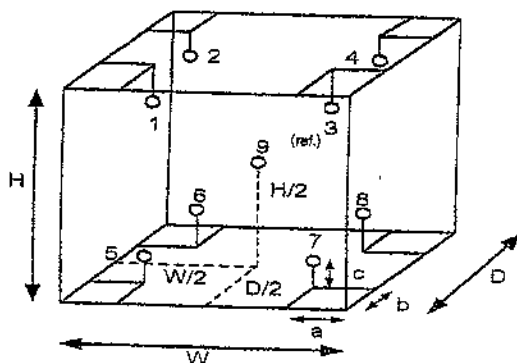
Remark : TPA : Technology Promotion Association (Thailand - Japan)

Result of Calibration :- (*) Without Adjustment

Function of UUC* : Temperature Source

Fresh air setting : Not Available

Environment during calibration		
	Beginning	Finished
Temp. (°C)	24	24
REL.Humid. (%)	67	64
AC Supply (Volt)	229	227



Position :	Ref. Std. ID No.:
1	21-17RTD-01
2	21-17RTD-02
3	17RTD-03
4	17RTD-04
5	17RTD-05
6	17RTD-06
7	17RTD-07
8	23-17RTD-08
9 (ref.)	23-17RTD-09

Probe Installation Details :

a = 10 cm
 b = 10 cm
 c = 10 cm

Dimension of Chamber :

D = 0.48 m
 W = 0.50 m
 H = 1.1 m
 Capacity = 0.26 m³

Malu.

a 1168975



Equipment : BOD Incubator
Condition As-Received : Used Item
Reference : 2306-0712OC-8
Result of Calibration :- (*) Without Adjustment
Function of UUC* : Temperature Source
Fresh air setting : Not Available

Cert. No.: 23TM704

Page : 3 of 3

Calibration Point (°C)	UUC* Setting (°C)	UUC* Reading (°C)	Temperature stability (± °C)	Temperature uniformity (°C)	Overall Variation (°C)	Coverage Factor <i>k</i>
20.0	20.0	19.7	0.38	0.36	1.1	2

Calibration Point (°C)	Measured Temperature (°C)									Uncertainty (± °C)
	Position									
	1	2	3	4	5	6	7	8	9 (ref.)	
20.0	20.244	20.180	20.158	20.066	20.002	19.974	19.712	19.822	19.965	0.58

Average* : The average of 30 values in each position.

Temperature stability : One-half of the greatest maximum difference of measured temperature at any one sensor.

Temperature uniformity : The maximum difference of measured temperatures at any sensors and the measured temperature at the reference location which are observed at the same time or at as close an observation time as possible to determine the temperature pattern or homogeneity within the chamber under steady-state conditions.

Overall Variation : The Difference of the maximum and minimum measured temperatures throughout observation.

UUC* : Unit Under Calibration

Note : The reported uncertainty of measurement was included stability and excluded uniformity .

The reported uncertainty of measurement was based on a standard uncertainty multiplied by a coverage factor *k*, providing a level of confidence of approximately 95 %.

-oOo-

Mahu.

a 1168974



TECENOLGY PROMOTION ASSOCIATION (THAILAND-JAPAN)
CORPORATE SERVICES 3 : EQUIPMENT CALIBRATION AND TESTING SERVICES

534/4 PATHANAKARN ROAD SOI 18, SUANLUANG, SUANLUANG BANGKOK 10250

TEL. 0-2717-3000-29 FAX. 0-2719-9484

Cert.No.: 24CH140

Page.: 1 of 2

Certificate of Calibration

Equipment :	Conductivity Meter
Manufacturer :	Horiba
Model :	ES-71
Serial No. :	D66G0003
ID No. :	No.3
Condition As-Received:	Used Item
Received Date :	26 January 2024
Calibration Date :	29 January 2024
Reference :	2401-0902DSC-1
Submitted by :	Thai Environmental Technic Limited 1/6 Soi Ramkhamhaeng 145, Khwaeng/Khet Saphan Sung, Bangkok 10240
Ambient Temperature :	(25 ± 2.5) °C
Relative Humidity :	(50 ± 15) %
Calibration Procedure:	In -house method : - CP-CH6 : based on direct measurement with reference material (RM)

Calibrated by : Walalak Sirithean

Approved by :

Warakorn

Approved Signatory

- () Saithip Meangmai
(✓) Warakorn Lerngagtrakul
() Ponpan Paipim

Issue Date :

6 February 2024

The Uncertainties are for a confidence probability of approximately 95%.

This certificate may not be reproduced other than in full, except with the prior written approval of the head of Calibration and Testing Equipment Services.

A 0012884



Cert.No.: 24CH140

Page.: 2 of 2

Condition of this result of calibration

1. Reference Standard Instrument :-

<u>Instrument</u>	<u>Serial No.</u>	<u>ID No.</u>	<u>Certificate No.</u>	<u>Due date</u>
1) Thermometer	9549224	130RC003	231435	10 Apr 2024

- This Certification is traceable to SI Throught Technology Promotion Association (Thailand - Japan)

2. Certified Reference Materials :-

- Conductivity calibration solution, Thermo Scientific (Traceable to NIST)

<u>Conductivity Solution</u>	<u>Manufacturer</u>	<u>Lot No.</u>	<u>Exp. date</u>
84 μ S/cm	Thermo Scientific	193/02	12 May 2024
1.413 mS/cm	Thermo Scientific	392/01	30 Sep 2025
12.88 mS/cm	Thermo Scientific	351/01	03 Sep 2024

- Control Conductivity calibration solution temperature by Water bath (25 ± 0.1) $^{\circ}$ C

3. This certificate is valid only to the item calibrated on date and place of calibration.

Calibration results

Function : Conductivity Measurement

(*) After Adjustment at 1.413 mS/cm

Conductivity Electrode Serial No.: 9C6E0212

Standard Conductivity Solution	Before Adjustment UUC* Reading	After Adjustment UUC* Reading	Uncertainty of Measurement (\pm)	Coverage factor k
84 μ S/cm	90.6 μ S/cm	88.0 μ S/cm	4.3 μ S/cm	2.00
1.413 mS/cm	1.422 mS/cm	1.413 mS/cm	0.015 mS/cm	2.00
12.88 mS/cm	12.54 mS/cm	12.50 mS/cm	0.14 mS/cm	2.00

Remark : - UUC* = Unit Under Calibration

The reported uncertainty of measurement was based on a standard uncertainty multiplied by a coverage factor k , providing a level of confidence of approximately 95 %.

-o0o-

Warakorn

a 1201045



Certificate of Calibration

Certificate Number : SPR24020097-8

Page : 1 of 3

Customer : Thai Environmental Technic Limited.

1/6 Soi Ramkhamhaeng 145, Khwaeng Saphan Sung, Khet Saphan
Sung, Bangkok 10240, Thailand.

Equipment Name : DO Meter

Manufacturer : Horiba

Model : OM-71G

Serial Number : D75J0012

ID. Number : No.07

Environmental Conditions

Ambient Temperature : $23\text{ }^{\circ}\text{C} \pm 2\text{ }^{\circ}\text{C}$

Received Date : 07 Feb 2024

Relative Humidity : $50\% \pm 15\%$

Calibration Date : 09 Feb 2024

Location of Calibration : In-Lab

Recommend Due Date : 09 Feb 2025

Calibration Procedure : In-House Method

Date of Issue : 10 Feb 2024

Method of Calibration

This certifies that the above instrument was calibrated in compliance with the calibration system requirement of ISO/IEC 17025:2017 in accordance with reference procedure. Standards used to perform this calibration are certified by to NIST or equivalent, National metrology institute, Natural physical constants, consensus standards. The result reported herein apply only to the calibration of the item described above as received. Our decision rule is to contact the customer if the item pass and fail calibration when the results include the uncertainties and the customer must determine if the results meets their needs.

The calibration certificate shall not be reproduced except in full, without written approval of SP Metrology System (Thailand).

Calibrated by : Mr.Sarawut Khitmai

Calibration Officer

Approved by :

(Mr.Yodyaim Chansang)

Authorized Signatory



Calibration Report

Certificate Number : SPR24020097-8

Page : 2 of 3

Reference Standards

Equipment Name	Model	Serial No.	Certificate No.	Due. Date
Zero Oxygen Solution	HI7040L	Lot S0027-23 _	21C31	21 Mar 2028

Traceability

This certification is traceable to the International System of Unit maintained at :
HANNA - Hanna Instruments (Thailand) Ltd.



Result of Calibration

Certificate Number : SPR24020097-8

Page : 3 of 3

Function : Dissolved Oxygen Permanance Test

Unit : mg/L

Actual Standard	UUC Reading	Error	Uncertainty (±)
0.00	0.34	0.34	0.13
8.24	8.72	0.48	0.13

Note :

The result of calibration was found accurate as show on date and place of calibration only.
This Certificate is not certified for any commercial transaction.

Measurement Uncertainty

The reported uncertainty of measurement is the expanded uncertainty obtained by multiplying the standard uncertainty with the coverage factor $k = 2.00$, providing a level of confidence approximately 95%.

- End of Certificate -



MAINTENANCE REPORT

OPTIMA 8000

Customer : บริษัท เทคนิคสิ่งแวดล้อมไทย Address : จำกัด 1/6 ซอยรามคำแหง 145, แขวงสะพานสูง, เขตสะพานสูง, กรุงเทพฯ 10240 TH User Name: คุณ กวีพงษ์ Phone: 02-3737799, 081-1303495 E-mail: Ketsarin.Chuayphan@eurofinsasla.co	Date Tested: March 28, 2024 Recommendation Recertification Period 6 Months Recertification Due: September 27, 2567 Date Last Certified: September 29, 2023 Visit Number: 1 OF 2 TH ONE SOURCE Phone: 081-7316733, 081-1086572 E-mail : thonesource@gmail.com
---	---

CONFIGURATION TESTED	ACCESSORIES/COMPONENT NOT INCLUDED
MODEL OPTIMA 8000 N0772045	SERIAL NUMBER 078S1310024C 1F1380368
TESTED EQUIPMENT IPV Methods	WinLab32 Version 5.5.0 PN:6150T21E4Q1E
TEST STANDARD USED Mixed standard 1/10 Mixed standard 1/100	PE NUMBER N0691579 N9300221
CUSTOMER SUPPLIED 2 % HNO3 10 % HNO3	COMMENTS



MAINTENANCE REPORT

OPTIMA 8000

SERIAL NUMBER 078S1310024C

DATE TESTED March 28, 2024

1. MECHANICAL CHECKS

- | | |
|--|-----------------------------|
| A. Inspect and clean all fans and filters. | <input type="checkbox"/> OK |
| B. Inspect and replace as necessary, all torch components including the RF Flat coil | <input type="checkbox"/> OK |
| C. Inspect all tubing for sign of clacking or leaking. | <input type="checkbox"/> OK |
| D. Adjust water and gas pressure regulator settings. | <input type="checkbox"/> OK |
| E. Inspect and leak check pneumatics drawers. | <input type="checkbox"/> OK |
| F. Clean the exterior of the instrument. | <input type="checkbox"/> OK |

2. OPTICAL CHECKS

- | | |
|--|-----------------------------|
| A. Inspect and clean all optical components. | <input type="checkbox"/> OK |
| B. As required, check and replace all purge filters. | <input type="checkbox"/> OK |
| C. Recheck optical alignment. | <input type="checkbox"/> OK |

3. COOLING SYSTEM CHECKS

- | | |
|---|-----------------------------|
| A. Perform preventive maintenance on chiller. | <input type="checkbox"/> OK |
| B. Flush out water the chiller and replace with coolant mix30plus every twelve months | <input type="checkbox"/> OK |

4. PERFORMANCE CHECKS

- | | |
|----------------------------|-----------------------------|
| A. Torch View Alignment. | <input type="checkbox"/> OK |
| B. Wavelength Calibration. | <input type="checkbox"/> OK |



MAINTENANCE REPORT

OPTIMA 8000

SERIAL NUMBER	078S1310024C	DATE TESTED	March 28, 2024
PARAMETER	SPECIFICATION	FINAL VAULE	
Precision			
Zn 213.856	% RSD ≤ 1.0		0.33
Mg 280.260	% RSD ≤ 1.0		0.63
Mg 285.207	% RSD ≤ 1.0		0.59
Ba 455.403	% RSD ≤ 1.0		0.28
Detection Limits: Axial			
	As 193 nm, 3(sd) ≤ 10.0 ppb		1.39
	Se 196 nm, 3(sd) ≤ 5.0 ppb		5
	Tl 190 nm, 3(sd) ≤ 10.0 ppb		1.08
	Pb 220 nm, 3(sd) ≤ 3.0 ppb		0.28
BEC: Axial	Mn 257 nm, ≤ 30 ppb		3.80
Detection Limits: Radial			
	As 193 nm, 3(sd) ≤ 60.0 ppb		2.53
	Zn 213 nm, 3(sd) ≤ 2.0 ppb		0.22
	Mn 257 nm, 3(sd) ≤ 1.0 ppb		0.05
	La 379 nm, 3(sd) ≤ 3.0 ppb		0.07
	Ba 455 nm, 3(sd) ≤ 0.3 ppb		0.04
	Ba 493 nm, 3(sd) ≤ 0.6 ppb		0.02
BEC: Radial	Mn 257 nm, ≤ 30 ppb		10.83
Spectral Resolution: UV			
	As 193 nm, ≤ 0.009		0.00687
	Ni 231 nm, ≤ 0.011		0.00792
	Ni 341 nm, ≤ 0.015		0.01195
Spectral Resolution: VIS			
	Ba 455 nm, ≤ 0.020		0.01482



MAINTENANCE REPORT

OPTIMA 8000

SERIAL NUMBER 078S1310024C
DATE TESTED
March 28, 2024
Remarks :

Commissioning follow as commissioning performance sheets.

Calculate MnBEC = $IB * STD \text{ Conc} / IS - IB$, where standard conc = 1000 ug/L

IB = Intensity of blank

IS = Intensity of Standard

Used Mira Mist Nebulizer

ตรวจพบว่าLED(green)ในPlasma Control ติดเป็นบางครั้ง แสดงว่าวงจรควบคุมในส่วนของ Neb Flow

บน Pneumatics Controller Board เริ่มมีปัญหา.

This is to certify that the above tests have been performed and the configuration tested



meets



does not meet

This certificate does not modify PerkinElmer's standard terms and condition of sale, including warranty terms.

Service Department TH One Source Co., Ltd.

Krungchai T.

(Krungchai Treevichien)

Customer Support Engineer

```

=====
Method Loaded
Method Name: Precision                      Method Last Saved: 22/4/2554 10:20:08
IEC File:                                  MSF File:
Method Description: N=10- 1.0% RSD
=====

```

```

=====
Sequence No.: 3                          Autosampler Location:
Sample ID: Precision                     Date Collected: 28/3/2567 13:45:32
Analyst:                               Data Type: Original
Initial Sample Wt:                     Initial Sample Vol:
Dilution:                             Sample Prep Vol:
Wash Time:
=====

```

```

-----
Nebulizer Parameters: Precision
Analyte      Back Pressure  Flow
All          222.0 kPa      0.55 L/min
-----

```

```

-----
Mean Data: Precision

```

Analyte	Mean Corrected Intensity	Calib. Conc. Units	Std.Dev.	Sample Conc. Units	Std.Dev.	RSD
Zn 206.200	146145.0				482.54	0.33%
Mg 280.271	1334588.3				8458.45	0.63%
Mg 285.213	74404.6				440.15	0.59%
Ba 455.403	3373485.1				9503.39	0.28%

```

=====

```

=====

Analysis Begun

Start Time: 28/3/2567 13:57:16
 Logged In Analyst: TET
 Spectrometer: Optima 8000

Plasma On Time: 28/3/2567 13:19:06
 Technique: ICP Continuous
 Autosampler: S10

Sample Information File: C:\Users\Public\PerkinElmer\ICP\Data\Sample Information\24-03-28.sif
 Batch ID:
 Results Data Set: DLRL_280324
 Results Library: C:\Users\Public\PerkinElmer\ICP\Data\Results\Results.mdb

=====

Method Loaded

Method Name: DLRL-Cal
 IEC File:

Method Last Saved: 5/10/2552 13:52:49
 MSF File:

Method Description: Calibration for later test

=====

Sequence No.: 1

Sample ID: Calib Blank 1

Analyst:

Initial Sample Wt:

Dilution:

Wash Time:

Autosampler Location:

Date Collected: 28/3/2567 13:57:20

Data Type: Original

Initial Sample Vol:

Sample Prep Vol:

Nebulizer Parameters: Calib Blank 1

Analyte	Back Pressure	Flow
All	222.0 kPa	0.55 L/min

Mean Data: Calib Blank 1

Analyte	Mean Corrected Intensity	Std.Dev.	RSD	Calib Conc. Units
As 193.696	20.4	0.64	3.16%	[0.00] mg/L
Zn 213.857	389.8	2.50	0.64%	[0.00] mg/L
Mn 257.610	373.7	31.47	8.42%	[0.00] mg/L
La 379.478	-39.2	19.10	48.73%	[0.00] mg/L
Ba 455.403	565.0	298.22	52.78%	[0.00] mg/L
Ba 493.408	595.9	5.51	0.92%	[0.00] mg/L

=====

Sequence No.: 2

Sample ID: Calib Std 1

Analyst:

Initial Sample Wt:

Dilution:

Wash Time:

Autosampler Location:

Date Collected: 28/3/2567 14:00:31

Data Type: Original

Initial Sample Vol:

Sample Prep Vol:

Nebulizer Parameters: Calib Std 1

Analyte	Back Pressure	Flow
All	222.0 kPa	0.55 L/min

Mean Data: Calib Std 1

Analyte	Mean Corrected Intensity	Std.Dev.	RSD	Calib Conc. Units
As 193.696	5829.0	7.43	0.13%	[5.0] mg/L
Zn 213.857	68281.4	370.49	0.54%	[1.0] mg/L
Mn 257.610	682084.8	550.96	0.08%	[1.0] mg/L
La 379.478	151940.7	798.65	0.53%	[1.0] mg/L
Ba 455.403	389420.9	422.28	0.11%	[0.1] mg/L
Ba 493.408	293177.5	436.31	0.15%	[0.1] mg/L

Calibration Summary

As 193.696	1	Lin, Calc Int	0.0	1166	0.00000	1.000000
Zn 213.857	1	Lin, Calc Int	0.0	68280	0.00000	1.000000

Mn 257.610	1	Lin, Calc Int	0.0	682100	0.00000	1.000000
La 379.478	1	Lin, Calc Int	0.0	151900	0.00000	1.000000
Ba 455.403	1	Lin, Calc Int	0.0	3894000	0.00000	1.000000
Ba 493.408	1	Lin, Calc Int	0.0	2932000	0.00000	1.000000

```

=====
Sequence No.: 3                      Autosampler Location:
Sample ID: 2%                        Date Collected: 28/3/2567 14:03:02
Analyst:                             Data Type: Original
Initial Sample Wt:                    Initial Sample Vol:
Dilution:                            Sample Prep Vol:
Wash Time:
=====

```

```

-----
Nebulizer Parameters: 2%
Analyte          Back Pressure    Flow
All              222.0 kPa        0.55 L/min
-----

```

```

-----
Mean Data: 2%

```

Analyte	Mean Corrected Intensity	Calib. Conc. Units	Std.Dev.	Sample Conc. Units	Std.Dev.	RSD
As 193.696	43.7	0.0 mg/L	0.01	37.5 g/L	9.68	25.84%
Zn 213.857	-20.4	-0.0 mg/L	0.00	-0.3 g/L	0.41	136.74%
Mn 257.610	394.8	0.0 mg/L	0.00	0.6 g/L	0.10	16.69%
La 379.478	67.0	0.0 mg/L	0.00	0.4 g/L	0.24	55.45%
Ba 455.403	-236.1	-0.0 mg/L	0.00	-0.1 g/L	0.00	4.98%
Ba 493.408	-38.6	-0.0 mg/L	0.00	-0.0 g/L	0.02	177.50%

```

=====
Method Loaded
Method Name: DLRL-Check              Method Last Saved: 25/2/2543 11:12:48
IEC File:                            MSF File:
Method Description: As-60,Zn-2, Mn1.0,La-3,Ba455-0.3,Ba493-0.6
=====

```

```

=====
Sequence No.: 4                      Autosampler Location:
Sample ID: 2 % HNO3                 Date Collected: 28/3/2567 14:06:15
Analyst:                             Data Type: Original
Initial Sample Wt:                    Initial Sample Vol:
Dilution:                            Sample Prep Vol:
Wash Time:
=====

```

```

-----
Nebulizer Parameters: 2 % HNO3
Analyte          Back Pressure    Flow
All              222.0 kPa        0.55 L/min
-----

```

```

-----
Mean Data: 2 % HNO3

```

Analyte	Mean Corrected Intensity	Calib. Conc. Units	Std.Dev.	Sample Conc. Units	Std.Dev.	RSD
As 193.696	-7.1	-0.0 mg/L	0.01	-6.1 g/L	6.36	104.68%
Zn 213.857	192.0	0.0 mg/L	0.00	2.8 g/L	0.14	4.99%
Mn 257.610	91.2	0.0 mg/L	0.00	0.1 g/L	0.02	15.88%
La 379.478	223.8	0.0 mg/L	0.00	1.5 g/L	0.31	21.20%
Ba 455.403	-86.9	-0.0 mg/L	0.00	-0.0 g/L	0.03	139.07%
Ba 493.408	-179.8	-0.0 mg/L	0.00	-0.1 g/L	0.05	86.77%

=====
Analysis Begun

Start Time: 28/3/2567 14:15:49
Logged In Analyst: TET
Spectrometer: Optima 8000

Plasma On Time: 28/3/2567 13:19:06
Technique: ICP Continuous
Autosampler: S10

Sample Information File: C:\Users\Public\PerkinElmer\ICP\Data\Sample Information\24-03-28.sif
Batch ID:
Results Data Set: DLXL_280324
Results Library: C:\Users\Public\PerkinElmer\ICP\Data\Results\Results.mdb

=====
Method Loaded

Method Name: DLXL-Cal

Method Last Saved: 5/10/2552 13:39:33

IEC File:

MSF File:

Method Description: Calibration for later test

=====
Sequence No.: 1

Sample ID: Calib Blank 1

Autosampler Location:

Date Collected: 28/3/2567 14:15:53

Analyst:

Data Type: Original

Initial Sample Wt:

Initial Sample Vol:

Dilution:

Sample Prep Vol:

Wash Time:

Nebulizer Parameters: Calib Blank 1

Analyte	Back Pressure	Flow
All	223.0 kPa	0.55 L/min

Mean Data: Calib Blank 1

Analyte	Mean Corrected Intensity	Std.Dev.	RSD	Conc. Units	Calib
As 193.696	32.0	8.30	25.92%	[0.00]	g/L
Se 196.026	26.5	5.11	19.25%	[0.00]	g/L
Tl 190.801	-38.3	10.38	27.07%	[0.00]	g/L
Pb 220.353	353.9	3.91	1.11%	[0.00]	g/L

=====
Sequence No.: 2

Sample ID: DL-Standard

Autosampler Location:

Date Collected: 28/3/2567 14:18:16

Analyst:

Data Type: Original

Initial Sample Wt:

Initial Sample Vol:

Dilution:

Sample Prep Vol:

Wash Time:

Nebulizer Parameters: DL-Standard

Analyte	Back Pressure	Flow
All	223.0 kPa	0.55 L/min

Mean Data: DL-Standard

Analyte	Mean Corrected Intensity	Std.Dev.	RSD	Conc. Units	Calib
As 193.696	5168.6	94.41	1.83%	[1000]	g/L
Se 196.026	237.1	23.20	9.78%	[500]	g/L
Tl 190.801	6707.8	43.25	0.64%	[1000]	g/L
Pb 220.353	13300.0	22.38	0.17%	[500]	g/L

Calibration Summary

Analyte	1	Lin, Calc Int	0.0	5.169	0.00000	1.000000
As 193.696	1	Lin, Calc Int	0.0	0.4743	0.00000	1.000000
Se 196.026	1	Lin, Calc Int	0.0	6.708	0.00000	1.000000
Tl 190.801	1	Lin, Calc Int	0.0	26.60	0.00000	1.000000

=====
Sequence No.: 3

Sample ID: QC01 MQCS

Autosampler Location:

Date Collected: 28/3/2567 14:21:26

Analyst: Data Type: Original
Initial Sample Wt: Initial Sample Vol:
Dilution: Sample Prep Vol:
Wash Time:

Nebulizer Parameters: QC01 MQCS
Analyte Back Pressure Flow
All 222.0 kPa 0.55 L/min

Mean Data: QC01 MQCS

Analyte	Mean Corrected Intensity	Calib. Conc. Units	Std.Dev.	Sample Conc. Units	Std.Dev.	RSD
As 193.696	135.4	30 g/L	4.50	30 g/L	4.50	17.16%
Se 196.026	8.8	20 g/L	37.93	20 g/L	37.93	204.11%
Tl 190.801	2.4	0 g/L	0.03	0 g/L	0.03	9.11%
Pb 220.353	60.4	2 g/L	1.14	2 g/L	1.14	50.16%

=====
Method Loaded
Method Name: DLXL-Check Method Last Saved: 25/2/2543 10:51:16
IEC File: MSF File:
Method Description: Sample Std.Dev As/Tl <=10 g/l ,Se<=-5 g/l ,Pb<=3 g/l
=====

Sequence No.: 4 Autosampler Location:
Sample ID: 2 % HNO3 Date Collected: 28/3/2567 14:24:11
Analyst: Data Type: Original
Initial Sample Wt: Initial Sample Vol:
Dilution: Sample Prep Vol:
Wash Time:

Nebulizer Parameters: 2 % HNO3
Analyte Back Pressure Flow
All 222.0 kPa 0.55 L/min

Mean Data: 2 % HNO3

Analyte	Mean Corrected Intensity	Calib. Conc. Units	Std.Dev.	Sample Conc. Units	Std.Dev.	RSD
As 193.696	-1.6	-0.3 g/L	1.39	-0.3 g/L	1.39	459.43%
Se 196.026	10.9	20 g/L	11.69	20 g/L	5.00	50.84%
Tl 190.801	1.1	0.2 g/L	1.08	0.2 g/L	1.08	649.16%
Pb 220.353	-21.4	-0.8 g/L	0.28	-0.8 g/L	0.28	34.35%



Global Service Training Department
Service Engineer Certification

Krungchai Treevichien

This is to certify that the above mentioned
PerkinElmer representative has trained to
service the instrument indicated below:

ICP-Optima 7X00/8X00 Series

Instructor-:

Geoff Cook

Date:-13 FEB 2011 to 24 FEB 2011

Certified by:

A handwritten signature in dark ink, appearing to read 'Fred Rebrino'.

(Manager, Global Training Operations)



TECHNOLOGY PROMOTION ASSOCIATION (THAILAND-JAPAN)
CORPORATE SERVICES 3: EQUIPMENT CALIBRATION AND TESTING SERVICES
534/4 PATTANAKARN ROAD SOI 18, SUANLUANG, SUANLUANG BANGKOK 10250
TEL. 0-2717-3000-29 FAX. 0-2719-9484



Cert.No.: 23CHO493

Page.: 1 of 3

Certificate of Calibration

Equipment : Spectrophotometer
Manufacturer : Perkin Elmer
Model : Lambda 365
Serial No. : 365K9042909
ID No. : -
Condition As-Received: Used Item
Received Date : 18 August 2023
Calibration Date : 18 August 2023
Reference : 2308-0469OC-1
Submitted by : Thai Environmental Technic Limited
1/6 Soi Ramkhamhaeng 145,
Khwaeng/Khet Saphan Sung,
Bangkok 10240
Calibration Place : Laboratory (Thai Environment Technic Limited)
Ambient Temperature : (25.5 - 25.3) °C (On-Site)
Relative Humidity : (57.8 - 60.6) % (On-Site)
Calibration Procedure : In - house method :
CP-OCH4 based on ASTM E 275-01

Calibrated by : Kunchit Promprat

Approved by :

Approved Signatory

- (✓) Saithip Meangmai
() Warakorn Lemgagtrakul
() Ponpan Paipim

Issue Date : 22 August 2023

The Uncertainties are for a confidence probability of approximately 95%

This certificate may not be reproduced other than in full, except with the prior written
Approval of the head of Corporate Services 3 : Equipment Calibration and Testing Services.

A 0057186



Cert. No. : 23CHO493

Page : 2 of 3

Condition of calibration result

1. Reference Standard Material :

<u>Material</u>	<u>Serial No.</u>	<u>Certificate No.</u>	<u>Due date</u>
1. Absorbance Standard set	8331	105939	28 Sep 2024
2. Wavelength Standard set	8417	100498	25 Mar 2024
3. Wavelength Standard set	8418	100499	25 Mar 2024
4. Stray Light Standard set	8419	108963	01 Feb 2025

2. This certificate is valid only to the item calibrated on date and place of calibration.

3. This certificate is traceable to the International System of Unit maintained through :

- Starna Scientific Ltd.

4. Spectral BandWidth : 1 nm

Scan Speed : 30 nm/min

Calibration Results : without adjustment

Wavelength Accuracy

Certified Values of Reference Material (nm)	UUC Reading (nm)	Uncertainty of Measurement (\pm nm)	Coverage Factor k
418.53	418.54	0.12	2.00
536.52	536.13	0.12	2.00
638.00	637.64	0.14	2.05
684.50	684.49	0.13	2.00
879.41	879.42	0.12	2.00

Santhya

a 1176586



Cert. No. : 23CHO493

Page : 3 of 3

Calibration Results : without adjustment**Photometric Accuracy**

Wavelength (nm)	Certified Values of Reference Material (Abs)	UUC Reading (Abs)	Uncertainty of Measurement (\pm Abs)	Coverage Factor k
420.0	Zero	0.0000	0.0028	2.00
	0.5712	0.5699	0.0031	2.00
	0.7510	0.7494	0.0031	2.00
	1.0893	1.0877	0.0033	2.00
546.1	Zero	-0.0001	0.0028	2.00
	0.5224	0.5209	0.0028	2.00
	0.6856	0.6839	0.0028	2.00
	0.9937	0.9921	0.0028	2.00
635.0	Zero	-0.0001	0.0028	2.00
	0.5397	0.5375	0.0028	2.00
	0.6832	0.6810	0.0028	2.00
	0.9886	0.9861	0.0028	2.00

Stray Light

* Straylight at 260.74 nm \pm 0.11 nm	Reading at 260.74 nm \pm 0.11 nm
Abs	2.0488
%T	0.8951

Remark

- Each individual filter is measured against the empty filter holder (blank) used to zero the spectrophotometer
- The Potassium Dichromate filled cells are measured against a Perchloric acid blank.
- Cut-off wavelength of stray light reference material (Potassium Iodide) at wavelength 260.74 nm \pm 0.11 nm
- Result = Pass, If Absorbance > 2.00 Abs and Transmission < 1.0 %T at Wavelength 260.74 nm \pm 0.11 nm
- * : Not NSC-ONSC Accredited

The reported uncertainty of measurement was based on a standard uncertainty multiplied by a coverage factor k , providing a level of confidence of approximately 95 %.

-000-

a 1176585

INSTALLATION PERFORMANCE VERIFICATION REPORT

ATOMIC ABSORPTION SPECTROPHOTOMETER MODEL

PinAAcle 900Z

Customer :	<u>Thai Environmental</u>	Date Tested:	<u>December 27, 2023</u>
	<u>Technic Limited.</u>	Recommendation Recertification	
Address :	<u>1/6Soi Ramkhamhaeng 145</u>	Period	<u>12</u> Months
	<u>Khwaeng,Khet Saphan Sung</u>	Recertification Due:	<u>December 27, 2024</u>
	<u>Bangkok 10240</u>	Date Last Certified:	<u>NA</u>
User Name:	<u>K.Pornthip</u>	Visit Number:	<u>1 of 1</u>
Phone:	<u>092-415-0808</u>	PerkinElmer Phone:	<u>02-719-6420 ext 206</u>
Fax:	<u>02-373-7979</u>	PerkinElmer Fax:	<u>02-318-5597</u>

CONFIGURATION TESTED

MODEL	SERIAL NUMBER	SOFTWARE
PinAAcle 900Z	PZBS23100902	Syngistix for AA 5.0.1

TEST STANDARD USED	PART NUMBER	EXPIRATION DATE
GFAAS Mixed standard	N9300244	FEB 28, 2025

INSTALLATION PERFORMANCE VERIFICATION REPORT

ATOMIC ABSORPTION SPECTROPHOTOMETER MODEL

PinAAcle 900Z

SERIAL NUMBER		PZBS23100902	DATE TESTED	December 27, 2023
PARAMETER			SPECIFICATION	ACTUAL VAULE
THGA Tests				
1. Furnace Gas Flows				
	Internal Flow	250 ± 25 mL/min		253 mL/min
	External Flow	100 ± 10 mL/min		105 mL/min
2. Chromium Baseline Noise (357.87 nm)				
(mesure 5 furnace dry firings without any sample)				
	Baseline	≤ 0.005 Int.Abs		-0.0002 Int.Abs
	SD	≤ 0.005 Int.Abs		0.0000 int.Abs
3. Chromium Characteristic Mass(m ₀) and Precision (357.87 nm)				
(measure 5 furnace firing using 20 ul sample injections of 10 ug/L Cr standard)				
	m ₀ Results	6.5 pg ± 1.5 pg		2.7 pg/0.0044A-s
	Precision	≤ 2.0%		0.94 %
4. Copper Characteristic Mass(m ₀) and Zeeman Ratio (324.75 nm)				
(measure 5 furnace firing using 20 ul sample injections of 25 ug/L Cu standard)				
	m ₀ Results	14.0 pg ± 2.5 pg		10.5 pg/0.0044A-s
	Zeeman Ratio	0.58 ± 0.04		0.551

MAINTENANCE REPORT AND CALIBRATION CERTIFICATE

ATOMIC ABSORPTION SPECTROPHOTOMETER MODEL

PinAACle 900Z

SERIAL NUMBER PZBS23100902

DATE TESTED December 27, 2023

Remarks :

Zeeman Ratio	=	Atomic Signal(peak area)
		Atomic Signal(peak area)+Background Signal(peak area)
=		0.3413/(0.3413+0.2778)
=		0.551

This is to certify that the above tests have been performed and the configuration tested



meets



does not meet

the PerkinElmer Specifications listed on this certificate.

This certificate does not modify PerkinElmer's standard terms and condition of sale, including warranty terms.

Service Department PerkinElmer Ltd.

Customer Service Engineer: Piyawit Sompanithan

(Piyawit Sompanithan)

Sr.Customer Support Engineer

PerkinElmer TruQ

Atomic Spectroscopy Standard



Certificate of Analysis

PerkinElmer Number: N9300244

Description: GFAAS Mixed Standard

Matrix: 5% HNO₃ / Tr. HF / Tr. Tart. Acid

Lot Number: 60-004CRY1

Certification Date: AUG - - 2023

Expiration Date: FEB 28 2025

* Instrumental Analysis using ICP Spectrometer:

Analyte	Labeled	Measured	SRM	Analyte	Labeled	Measured	SRM
Al	100 µg/mL	100 µg/mL	3101a*	Cu	50.0 µg/mL	50.1 µg/mL	3114*
As	100 µg/mL	101 µg/mL	3103a*	Ni	50.0 µg/mL	50.1 µg/mL	3136*
Pb	100 µg/mL	100 µg/mL	3128*	Cr	20.0 µg/mL	20.0 µg/mL	3112a*
Sb	100 µg/mL	100 µg/mL	3102a*	Fe	20.0 µg/mL	20.0 µg/mL	3126a*
Se	100 µg/mL	100 µg/mL	3149*	Mn	20.0 µg/mL	19.9 µg/mL	3132*
Tl	100 µg/mL	98.6 µg/mL	3158*	Ag	10.0 µg/mL	9.93 µg/mL	3151*
Ba	50.0 µg/mL	50.1 µg/mL	3104a*	Be	5.00 µg/mL	5.05 µg/mL	3105a*
Co	50.0 µg/mL	49.7 µg/mL	3113*	Cd	5.00 µg/mL	5.00 µg/mL	3108*

* - indicates NIST SRM

† - indicates CRM (when NIST SRM is not available)

Reference Multi: Lot# 58-142CR, 56-021CR

Refer to side 2 for details of certification.

Balances are calibrated with weight sets traceable to NIST.

We guarantee that our PerkinElmer TruQ Atomic Spectroscopy Standards are stable and accurate to $\pm 0.5\%$ of certified concentration until the expiration date, provided the standards are kept tightly capped and stored under normal laboratory conditions. This value is the sum of cumulative errors associated with the analytical determinations, pipetting, and diluting to final volume. For these solutions we use high purity acids, ASTM Type I water (18 megohm double deionized), and leached, triple-rinsed bottles. All glassware used is class A.



Certifying Officer:

Y. Parikh

PerkinElmer®

PerkinElmer, Inc.

U.S.A. Tel: 1-203-925-4600

U.S.A. Toll Free: 1-800-762-4000

Visit www.perkinelmer.com/lasoffices for a complete listing of our global offices.



Certificate of Training

This is to certify that

Mr. Piyawit Sompanithan

has successfully completed.

AA PinAAcle 900T,H,Z,F. Service Training

(16 To20 September 2022)

Piyawit

Gary Tyson

Gary Tyson

INSTRUCTOR

20 September 2022

Date



MAINTENANCE REPORT

ATOMIC ABSORPTION SPECTROPHOTOMETER MODEL

AAAnalyst 100

Customer : บริษัท เทคนิคสิ่งแวดล้อมไทย Address : จำกัด 1/6 ซอยรามคำแหง 145, แขวงสะพานสูง, เขตสะพานสูง, กรุงเทพฯ 10240 TH User Name: คุณ กิตติศักดิ์ เมืองงาม Phone: 02-3737799 E-mail: phornvip.p@tet1995.com Ketsarin.Chuayphin@eurofinsasia.com	Date Tested: 28-มี.ค.-67 Recommendation Recertification Period 6 Months Recertification Due: 27-ก.ย.-67 Date Last Certified: 29-ก.ย.-66 Visit Number: 1 of 2 TH ONE SOURCE Phone: 081-7316733, 082-1086572 E-mail: thonesource@gmail.com
--	--

CONFIGURATION TESTED		
MODEL	SERIAL NUMBER	SOFTWARE
AAAnalyst 100	040S0110503	AA WinLab 3.2
TEST STANDARD USED	PART NUMBER	
Copper	N9300183	
Filter 0.2 %	MG0-057	



MAINTENANCE REPORT

ATOMIC ABSORPTION SPECTROPHOTOMETER MODEL

AAAnalyst 100

SERIAL NUMBER 040S0110503
DATE TESTED 28-พ.ค.-67
1. OPTIC CHECKS

A. Optical alignment condition (if necessary)

☐ OK

B. Condition of Mirrors,Lenses etc.(if necessary)

☐ OK

C. D2,HCL beam adjust (if necessary)

☐
2. GAS SYSTEM CHECKS

A. Leak test all internal and external gas box joints

☐ OK

B. All gas box safety features

☐ OK

C. Burner system including nebulizer and all o-ring and gasket

☐ OK

D. Drain system (safety)

☐ F

3. ELECTRONICS CHECKS

A. Power Supplies

 $+ 5.00 \text{ Vdc} \pm 0.2 \text{ Vdc}$
+ 5.02 Vdc

 $+ 11.50 \text{ Vdc} \pm 0.2 \text{ Vdc}$
+ 11.46 Vdc

 $+ 15.00 \text{ Vdc} \pm 1.0 \text{ Vdc}$
+14.99 Vdc

 $- 15.00 \text{ Vdc} \pm 1.0 \text{ Vdc}$
-15.06 Vdc

 $+ 35.00 \text{ Vdc} \pm 3.0 \text{ Vdc}$
+35.13 Vdc

4. WAVELENGTH ACCURACY TEST

 A. Zn Lamp wavelength $213.9 \text{ nm} \pm 0.3 \text{ nm}$.

214.08 nm.

 B. Fe Lamp wavelength $248.3 \text{ nm} \pm 0.3 \text{ nm}$.

248.24 nm.

 C. Cu Lamp wavelength $324.8 \text{ nm} \pm 0.3 \text{ nm}$.

324.82 nm.



MAINTENANCE REPORT

ATOMIC ABSORPTION SPECTROPHOTOMETER MODEL

AAAnalyst 100

SERIAL NUMBER <u>040S0110503</u>	DATE TESTED <u>28-มี.ค.-67</u>
5. PERFORMANCE TESTS	SPEC. RESULTS
*A. Neutral density filter checks with Copper (324.8 nm)	
Neutral Density Filter 0.2 ± 10%	0.180 <u>0.175</u> Abs.
B. AA Baseline noise test with Copper (324.8 nm)	
Integration time = 0.5 seconds	
Replicates = 99 times	
Standard Deviation ≤ 0.001	<u>0.000</u>
C. Flame sensitivity with Copper (324.8nm)	
(5 mg/L Cu Standard a read time of 10 seconds	
10 replicates, standard burner)	
Stainless steel nebulizer ≥ 0.25	<u>0.332</u> Abs.
%RSD ≤ 0.3	<u>0.23</u> %
Measured Characteristic Concentration :	<u>0.066</u> mg/L



MAINTENANCE REPORT
ATOMIC ABSORPTION SPECTROPHOTOMETER MODEL
AAAnalyst 100

SERIAL NUMBER 040S0110503DATE TESTED 28-11-67

Remarks :

This is to certify that the above tests have been performed and the configuration tested



meets



does not meet

This certificate does not modify PerkinElmer's standard terms and condition of sale,
including warranty terms.

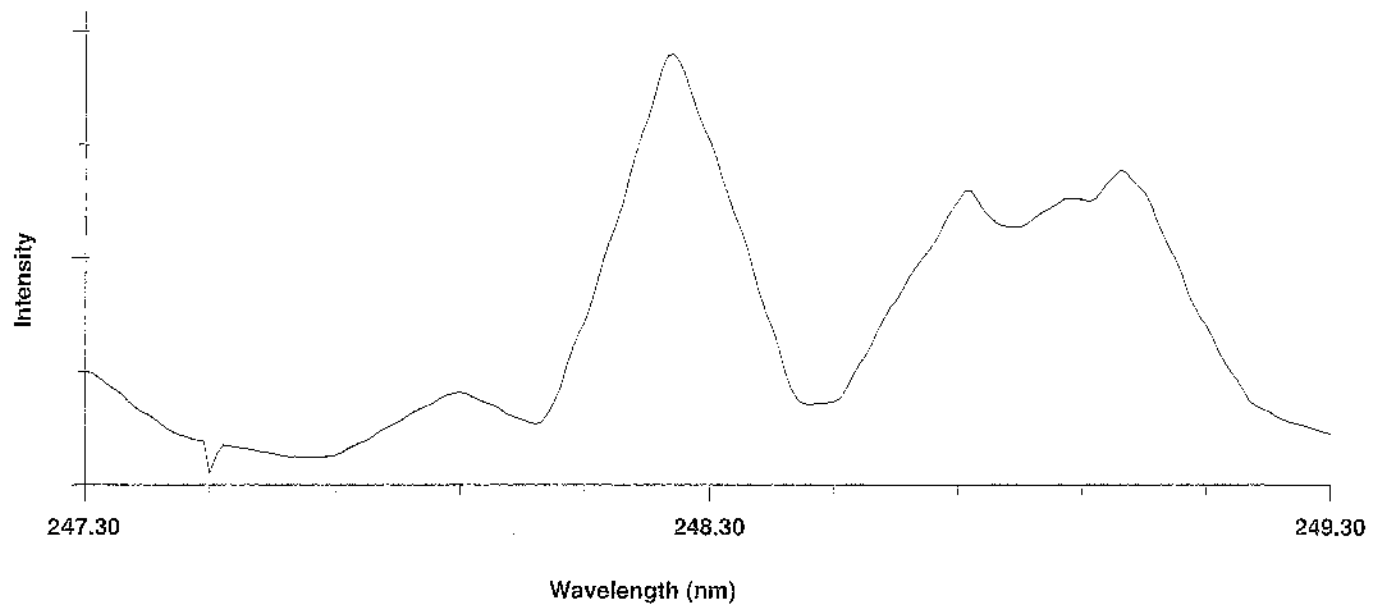
Service Department TH ONE SOURCE CO., LTD.

Krungchai T.

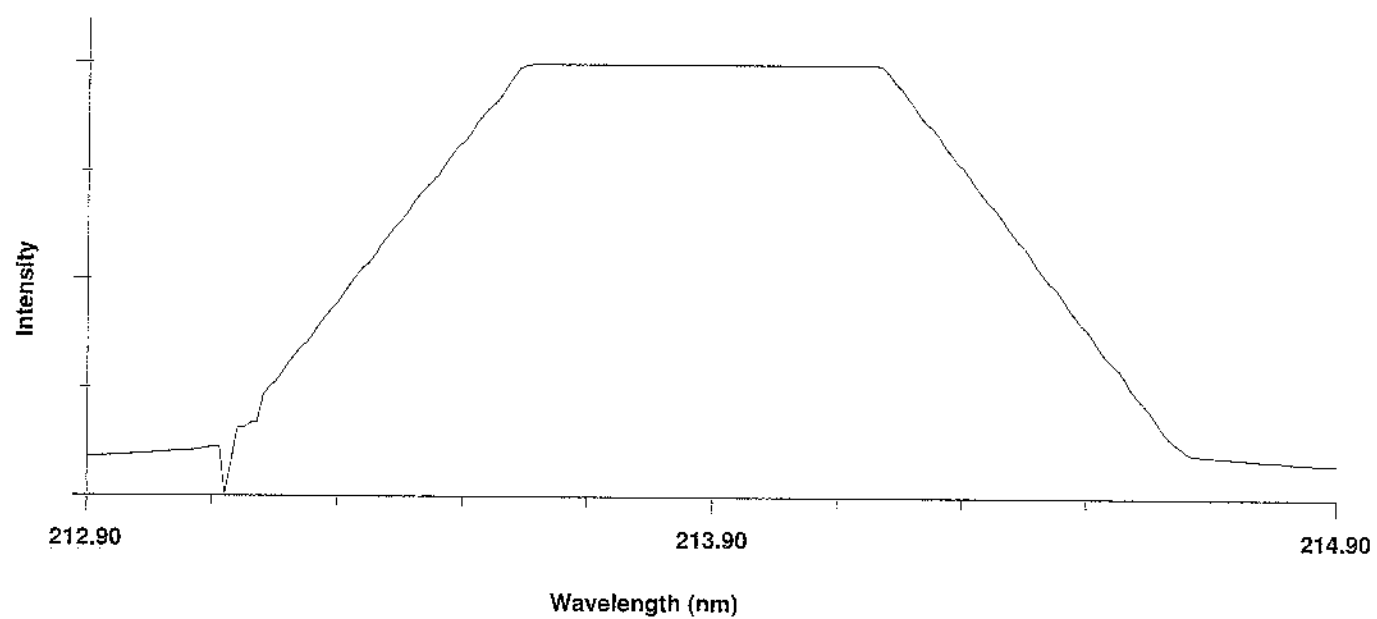
(Krungchai Treevichien)

Customer Support Engineer

Current Wavelength: 249.30 Peak Wavelength: 248.24



Current Wavelength: 214.90 Peak Wavelength: 214.08





TECHNOLOGY PROMOTION ASSOCIATION (THAILAND-JAPAN)
CORPORATE SERVICES 3: EQUIPMENT CALIBRATION AND TESTING SERVICES
534/4 PATTANAKARN ROAD SOI 18, SUANLUANG, SUANLUANG BANGKOK 10250
TEL.0-2717-3000-29 FAX.0-2719-9484



Certificate of Calibration

Cert. No.: 24TM618

Page : 1 of 3

Equipment : Incubator

Manufacturer : Memmert

Model : INE 500

Serial No. : E505.1143

ID No. : Ins-LAB-042

Submitted by : Thai Environmental Technic Limited
1/6 Soi Ramkhamhaeng 145,
Khwaeng/Khet Saphan Sung,
Bangkok 10240

Location : Bacteria Room

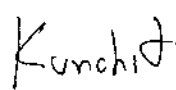
Received Order : 09 April 2024

Calibration Date : 09 - 10 April 2024

Ambient Temperature : (26 ± 10) °C

Relative Humidity : (50 ± 30) %

Calibrated by : Preecha Hlahib

Approved by : 
Approved Signatory

() Ponpan Paipim
() Suwit Imjai
(✓) Kunchit Promprat

Issue Date : 12 April 2024

The Uncertainties are for a confidence probability of approximately 95%

This certificate may not be reproduced other than in full, except with the prior written
Approval of the head of Corporate Services 3 : Equipment Calibration and Testing Services.



Equipment : Incubator
 Condition As-Received : Used Item
 Reference : 2404-0113OC-4

Cert. No.: 24TM618

Page : 2 of 3

Procedure Used :-

Calibration were conducted using calibration procedure CP-OT02 based on TLAS G-20 according to direct measurement method with Data Acquisition which connected with Resistance Temperature Detector (RTD).

The temperature scale used was based on ITS-90.

Condition of this result of calibration

1. Reference standard instrument:-

Instrument	Serial No.	Cert. No.	Traceable	Due Date
1) Data Acquisition	MY49023932	23LM122	TPA	26 Jul 2024

2. This certificate is valid only to the item calibrated on date and place of calibration.

3. This certification is traceable to the International System of Unit.

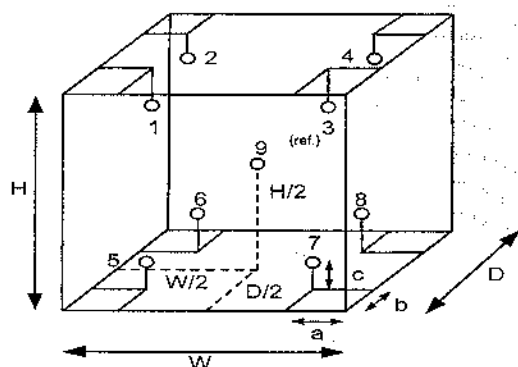
Remark : TPA : Technology Promotion Association (Thailand - Japan)

Result of Calibration :- (*) Without Adjustment

Function of UUC* : Temperature Source

Fresh air setting : Close

Environment during calibration		
	Beginning	Finished
Temp. (°C)	26	26
REL.Humid. (%)	43	46
AC Supply (Volt)	220	222



Position :	Ref. Std. ID No.:
1	20-16RTD-01
2	20-16RTD-02
3	20-16RTD-03
4	23-16RTD-04
5	22-16RTD-05
6	20-16RTD-06
7	20-16RTD-07
8	22-16RTD-08
9 (ref.)	22-16RTD-09

Probe Installation Details :

a = 5.0 cm
 b = 5.0 cm
 c = 5.0 cm

Dimension of Chamber :

D = 0.40 m
 W = 0.56 m
 H = 0.48 m
 Capacity = 0.11 m³



Equipment : Incubator
Condition As-Received : Used Item
Reference : 2404-0113OC-4
Result of Calibration :- (*) Without Adjustment
Function of UUC* : Temperature Source
Fresh air setting : Close

Cert. No.: 24TM618

Page : 3 of 3

Calibration Point (°C)	UUC* Setting (°C)	UUC* Reading (°C)	Temperature stability (± °C)	Temperature uniformity (°C)	Overall Variation (°C)	Coverage Factor <i>k</i>
35.0	35.0	35.0	0.038	0.35	0.52	2
41.5	41.5	41.5	0.034	0.33	0.43	2
44.5	44.5	44.5	0.076	0.71	0.98	2

Calibration Point (°C)	Measured Temperature (°C)									Uncertainty (± °C)
	Position									
	1	2	3	4	5	6	7	8	9 (ref.)	
35.0	34.863	35.186	35.280	35.237	35.068	35.296	35.068	35.348	35.184	0.30
41.5	41.453	41.676	41.772	41.662	41.703	41.799	41.677	41.856	41.738	0.30
44.5	44.056	44.860	44.953	44.885	44.378	44.776	44.450	44.844	44.733	0.30

Average* : The average of 30 values in each position.

Temperature stability : One-half of the greatest maximum difference of measured temperature at any one sensor.

Temperature uniformity : The maximum difference of measured temperatures at any sensors and the measured temperature at the reference location which are observed at the same time or at as close an observation time as possible to determine the temperature pattern or homogeneity within the chamber under steady-state conditions.

Overall Variation : The Difference of the maximum and minimum measured temperatures throughout observation.

UUC* : Unit Under Calibration

Note : The reported uncertainty of measurement was included stability and excluded uniformity .

The reported uncertainty of measurement was based on a standard uncertainty multiplied by a coverage factor *k*, providing a level of confidence of approximately 95 %.

-o0o-

Agilent CrossLab Start Up Services Agilent 7890 Gas Chromatograph Preventive Maintenance Checklist

Agilent Preventive Maintenance provides factory recommended service for your analytical instruments to assure reliable operation and the accuracy of your results.

Delivered by highly trained and certified service engineers using genuine Agilent parts and supplies, Agilent Preventive Maintenance provides everything you need to reduce unplanned downtime and keep your systems operating at their peak. This checklist will be completed at the end of the service and provided to you as a record of the preventive maintenance activities.

Introduction

Customer Information

- Customers should provide all necessary operating supplies upon request of the engineer.
- A customer representative should be available to the engineer while performing the preventive maintenance procedures.
- Any parts, not included in the Parts Lists section of this document, are not part of the recommended Preventive Maintenance service, nor are they included in the price of this service.
- If a system requires the use of extra or special procedures and/or parts for the maintenance service, then these must be ordered separately and charged as a repair, which may incur additional costs.

Important Customer Web Links

- For more information about **Agilent Technologies services**, please visit our website using the following URL: <http://www.agilent.com/en-us/products/crosslab-instrument-services/service-repair>
- The **Agilent Community** is an excellent place to get answers, collaborate with others about applications and Agilent products, and find in-depth documents and videos relevant to Agilent technologies. Visit <https://community.agilent.com/welcome>.
- To access **Agilent University**, visit <http://www.agilent.com/crosslab/university/> to learn about training options, which include online, classroom and onsite delivery. A training specialist can work directly with you to help determine your best options.
- A useful **Agilent Resource Center** web page is available, which includes short videos on maintenance, quick lists of consumables for new instruments, and other valuable information. Check out the Resource Page here: <https://www.agilent.com/en-us/agilentresources>.
- Need technical support, FAQs, supplies? – visit our **Support Home page** <http://www.agilent.com/search/support>.
- **Videos** about specific preparation requirements for your instrument can be found by searching the **Agilent YouTube channel** at <https://www.youtube.com/user/agilent>.
- **7890B Manuals** are also available on Agilent.com:
 - **Safety**
https://www.agilent.com/cs/library/usermanuals/public/7890B_Safety.pdf
 - **Installation and First Startup**
https://www.agilent.com/cs/library/usermanuals/Public/7890B_Installation.pdf
 - **Operation Manual**
https://www.agilent.com/cs/library/usermanuals/Public/7890B_Operation.pdf
 - **Maintaining Your GC**
https://www.agilent.com/cs/library/usermanuals/public/G3430-90052%207890B_Maintaining%20Guide.pdf

Service Engineer's Responsibilities

- Contact the customer and ensure that all necessary supplies are available before the preventive maintenance visit.
- Only select those pages that relate to the system or module being serviced.
- Complete empty fields with the relevant information.
- Complete the relevant checkboxes in the checklist using either a "X" or tick mark "✓".
- Check "**Section not applicable**" check boxes to indicate services/tasks not delivered, as appropriate.
- Complete the Preventive Maintenance service in the order of the tasks listed.
- Complete the Service Review section together with the customer.
- Complete the fields for page numbers at the foot of each selected page
- Complete the total number of pages field in the Service Completion section
- ***Ask the customer to sign the Service Completion section including the customer's and your signature.***

Additional Instruction Notes

- Check for any active service notes for this unit. If there are any applicable "Safety" or "Modification Recommended" Service notes, plan to implement the changes on this unit before doing any qualification service.
- Do not implement firmware updates, unless you get approval from the customer and are sure that they are compatible with the instrument control software.

System Information

- ☐ Check this box if an instrument configuration report is attached instead of completing the table below.

Instrument System Name and ID Ins-LAB-010 / CN16343040

Instrument System Site and Location Thai Enviromental Technic Ltd / Lab

List System Component Product Numbers	List the Serial Numbers of each Component
1. G3440B	CN16343040
2. G4513A	CN16350082
3. G4514A	CN16400014
4.	
5.	
6.	
7.	
8.	
9.	
10.	

Preparation

- ☒ Discuss any specific issues with the customer before starting.
- ☒ Review the instrument logbook for recorded problems and comments.
- ☒ Save instrument control settings before starting the procedure.
- ☒ Perform a general inspection of the system for cleanliness.
- ☒ Check for proper installation of parts, assemblies, sensors etc.
- ☒ Check system for required installation of components, settings as defined by current Service Notes.
- ☒ Check for required firmware updates and verify with customers if they would like them installed.
- ☒ Before starting the following procedures, record the Detector Signal Output(s) in the results table. If the GC is turned OFF or in a service mode, comparing the detector outputs before and after the service is not possible.

Preventive Maintenance Procedure

Clean and inspect GC

- ☒ Unplug power cord from the power source.
- ☒ Open GC covers and vacuum/remove any dust/debris. Pay particular attention to cooling fans.
- ☒ Inspect internal connectors for proper contact and placement.
- ☒ Reconnect Power to the GC. Power the GC on and verify the power on self-test passed.
- ☒ Verify oven motor spins freely and turns on with the oven door closed; off when the door is opened.
- ☒ Verify operation of all other fans - the inlet and EPC cooling fans.
- ☒ Verify oven intake/outlet flap assembly is operating smoothly while heating and cooling the oven

Inlet and detector consumable replacement

- ☒ For the inlets installed, perform inlet maintenance as defined in the 7890 manual – “Maintaining Your GC” - for the inlet(s) installed.
- ☒ Replace the split vent trap cartridge filter on units with these inlets: Split/Splitless Capillary (SSL), Multi-Mode Inlet (MMI), Programmed Temperature Vaporizer (PTV), Volatiles Interface (VI).
- ☒ If the inlet system is used in Split Mode with viscous samples, inspect and clean the split vent tube on the inlet and flush or replace the tubing between the inlet and the split vent trap.
- ☒ If the GC includes a Flame Ionization Detector (FID), replace the jet. If the ignitor shows any buildup of sample or corrosion, replace the ignitor. Examine the FID collector and castle assemblies for contamination – clean as necessary.

Zero Sensors and Leak test

- ☒ Zero all pressure sensors per the procedure in the 7890 “Advanced User Guide”.
- ☒ Perform inlet pressure decay test(s) as defined in the 7890 “Troubleshooting Manual”.
If the PM is done in preparation for an Operational Qualification, then the pressure decay test defined within that protocol can be used for the PM.
- ☒ Record if test passed or failed in the results table.

ALS Maintenance

- ☐ **Section NOT applicable**
- ☒ Check all cabling and configuration settings between GC, tray, and injectors.
- ☒ Vacuum or remove any dust, especially around fans.
- ☒ Check operation of all fans.
- ☒ Check syringe for smooth plunger operation.
- ☒ Check for smooth operation of the needle support – clean if necessary

Restore Instrument

- ☒ Restore the normal operating conditions or customer method using the Data System.
- ☒ Purge the system with carrier flow for 15 minutes
- ☒ Bake out the system, then restore the normal operating conditions
- ☒ After equilibration, check and record the post PM detector signal output values. Results should be similar or lower than the detector outputs recorded prior to PM.
- ☒ Perform a chemical checkout. If this is a routine PM, inject the customer's sample using the ALS if applicable. This will act as a final checkout of both the ALS and the GC.

Note: If the PM Service is performed prior to a qualification service, then use the qualification procedure as a guide for final instrument set up and checkout.

Signature Page

Service Review

- ☐ Attach available reports/printouts of all tests to this documentation.
- ☐ Record the Preventive Maintenance service activity in the customer's records/logbook.
- ☐ Update/reset instrument maintenance counters as appropriate.
- ☐ Affix the PM sticker to the system or instrument logbook based on the customer's request.
- ☐ Complete the Service Engineer Comments section if there are additional comments.
- ☐ Review with the customer this service, parts replaced, and test results obtained.
- ☐ If the instrument firmware was updated, record the details of the change in the Service Engineer's Comments box or if necessary, in the customer's IQ records.
- ☐ Supply the customer with a copy of the Smart Alerts flyer.
- ☐ Describe Smart Alerts to the customer.
- ☐ Install Smart Alerts if requested.

7890 GC Test Results Table

Detector Signal Outputs	Before PM Service	After PM Service
Front detector output	N/A	17.0/FID
Back detector output	N/A	1101/uECD (unused)
AUX detector output	N/A	99.3/TCD (unused)
Pressure decay test	Expected test result	Actual test result
Front inlet pressure decay test	Pass	Pass
Back inlet pressure decay test	Pass	Pass

7890 Parts List Table

The following kits are recommended for capillary and purged packed inlets. If this is a general PM and the customer has a preferred set of consumables, you may use the customer's consumables.

Part description	Part number	Product or model# where used	Quantity consumed
SSL Capillary Inlet PM kit, Splitless	5188-6497	7890A/B	1
SSL Capillary Inlet PM kit, split	5188-6496	7890A/B	1
SSL Capillary Ultra Inert Inlet Gold Seal with Washer	5190-6144	7890A/B	N/A
SSL Capillary Ultra Inert Inlet Splitless Liner - Single taper with Glass Wool	5190-2293	7890A/B	N/A
SSL Capillary Ultra Inert Inlet Low Pressure Drop Split Liner - with Glass Wool	5190-2295	7890A/B	N/A
PP Inlet PM kit	5188-6498	7890A/B	N/A
Split vent trap PM kit, single cartridge (for MMI, PTV & VI)	5188-6495	7890A/B	N/A
MMI Cleaning Kit	G3510-60820	7890A/B	N/A
PTV Septumless Head Rebuild Kit	5182-9747	7890A/B	N/A
PTV Septumless Head Teflon Guide	5182-9748	7890A/B	N/A
Ignitor (glow plug) assembly with O-ring	19231-60680	7890A/B	1
FID Collector Rebuild/Cleaning Kit	G1531-67000	7890A/B	N/A
Standard .011-inch FID Jet for capillary FID base	G1531-80560	7890A/B	1
High Temperature .018-inch FID Jet for capillary FID base	G1531-80620	7890A/B	N/A
Standard .018-inch FID Jet for packed column with packed FID base	18710-20119	7890A/B	N/A
Standard .011-inch FID Jet for capillary column with packed/adaptable FID base	19244-80560	7890A/B	N/A
High Temperature .018-inch FID Jet for capillary column with packed/adaptable FID base	19244-80620	7890A/B	N/A
NPD Jet, universal fit, .011-inch ID	G1534-80580	7890A/B	N/A
NPD Jet, universal fit, .011-inch ID Extended tip	G1534-80590	7890A/B	N/A
SSL Capillary Ultra Inert Inlet Gold Seal with Washer	5190-6144	7890A/B	N/A
SSL Capillary Ultra Inert Inlet Splitless Liner - Single taper with Glass Wool	5190-2293	7890A/B	N/A
**FID Collector Replacement Kit, if needed	G1531-67001	7890A/B	N/A

Revision: 2.01, Issued: September 15, 2021

Agile Document Number: D0013618

DE number: 44166.759722222

© Agilent Technologies, Inc. 2021

Service Engineer Comments

If there are any specific points you wish to note as part of performing the service or other items of interest for the customer, please write include them in this box.

Service Completion

Service request number 6242270600 Date service completed 25 Sep 2023
 Agilent signature Saenguthai Tarak Customer signature RED 11/25/23
 Total number of pages in this document 9 pages



MAINTENANCE REPORT

ATOMIC ABSORPTION SPECTROPHOTOMETER MODEL

AAAnalyst 100

Customer : บริษัท เทคนิคสิ่งแวดล้อมไทย Address : จำกัด 1/6 ขอยรามคำแหง 145, แขวงสะพานสูง, เขตสะพานสูง, กรุงเทพฯ 10240 TH User Name: คุณ กิตติศักดิ์ เมืองงาม Phone: 02-3737799 E-mail: phornvip.p@tet1995.com ketsarin.c@tet1995.com	Date Tested: 29-ก.ย.-66 Recommendation Recertification Period 6 Months Recertification Due: 28-มี.ค.-67 Date Last Certified: 30-มี.ค.-66 Visit Number: 1 of 2 TH ONE SOURCE Phone: 081-7316733, 082-1086572 E-mail: thonesource@gmail.com
---	--

CONFIGURATION TESTED		
MODEL	SERIAL NUMBER	SOFTWARE
AAAnalyst 100	040S0110503	AA WinLab 3.2
TEST STANDARD USED	PART NUMBER	
Copper	N9300183	
Filter 0.2 %	MG0-057	



MAINTENANCE REPORT

ATOMIC ABSORPTION SPECTROPHOTOMETER MODEL

AAAnalyst 100

SERIAL NUMBER <u>040S0110503</u>	DATE TESTED <u>29-ก.ย.-66</u>
1. OPTIC CHECKS	
A. Optical alignment condition (if necessary)	<input type="checkbox"/> OK
B. Condition of Mirrors, Lenses etc. (if necessary)	<input type="checkbox"/> OK
C. D2, HCL beam adjust (if necessary)	<input type="checkbox"/>
2. GAS SYSTEM CHECKS	
A. Leak test all internal and external gas box joints	<input type="checkbox"/> OK
B. All gas box safety features	<input type="checkbox"/> OK
C. Burner system including nebulizer and all o-ring and gasket	<input type="checkbox"/> OK
D. Drain system (safety)	<input type="checkbox"/> F
3. ELECTRONICS CHECKS	
A. Power Supplies	
+ 5.00 Vdc \pm 0.2 Vdc	+ 5.02 Vdc
+ 11.50 Vdc \pm 0.2 Vdc	+ 11.46 Vdc
+ 15.00 Vdc \pm 1.0 Vdc	+ 14.99 Vdc
- 15.00 Vdc \pm 1.0 Vdc	- 15.06 Vdc
+ 35.00 Vdc \pm 3.0 Vdc	+ 35.13 Vdc
4. WAVELENGTH ACCURACY TEST	
A. Zn Lamp wavelength 213.9 nm \pm 0.3 nm.	213.83 nm.
B. Fe Lamp wavelength 248.3 nm \pm 0.3 nm.	231.92 nm.
C. Cu Lamp wavelength 324.8 nm \pm 0.3 nm.	324.87 nm.



MAINTENANCE REPORT

ATOMIC ABSORPTION SPECTROPHOTOMETER MODEL

AAAnalyst 100

SERIAL NUMBER <u>040S0110503</u>	DATE TESTED <u>29-n.b.-66</u>
5. PERFORMANCE TESTS	SPEC. RESULTS
*A. Neutral density filter checks with Copper (324.8 nm)	
Neutral Density Filter 0.2 ± 10%	0.180 <u>0.174</u> Abs.
B. AA Baseline noise test with Copper (324.8 nm)	
Integration time = 0.5 seconds	
Replicates = 99 times	
Standard Deviation ≤ 0.001	<u>0.001</u>
C. Flame sensitivity with Copper (324.8nm)	
(5 mg/L Cu Standard a read time of 10 seconds	
10 replicates, standard burner)	
Stainless steel nebulizer ≥ 0.25	<u>0.275</u> Abs.
%RSD ≤ 0.3	<u>0.20</u> %
Measured Characteristic Concentration :	<u>0.080</u> mg/L



MAINTENANCE REPORT
ATOMIC ABSORPTION SPECTROPHOTOMETER MODEL
AAAnalyst 100

SERIAL NUMBER 040S0110503DATE TESTED 29-ก.ย.-66

Remarks :

This is to certify that the above tests have been performed and the configuration tested



meets



does not meet

This certificate does not modify PerkinElmer's standard terms and condition of sale,
including warranty terms.

Service Department TH ONE SOURCE CO., LTD.

Krungchai T.

(Krungchai Treevichien)

Customer Support Engineer

=====
Method Name: Cu Baseline Element: Cu
Method Description: Cu BL Noise

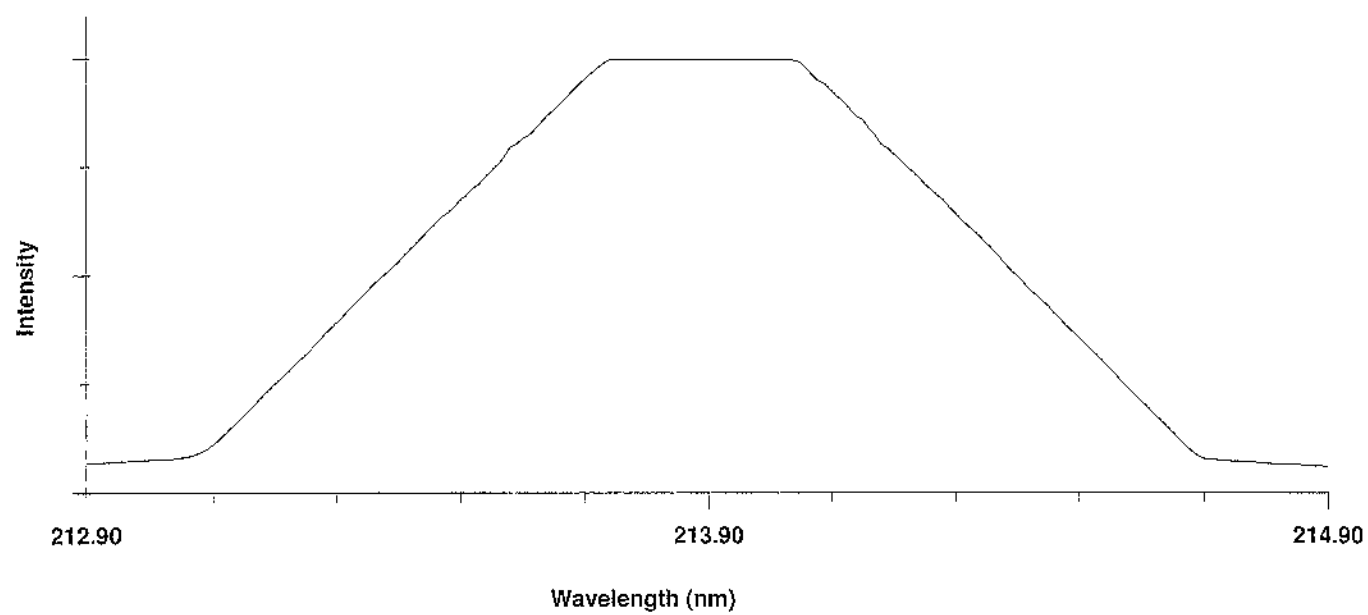
Date: 01/01/2002
Technique: Flame Calibration Equation: Zero Intercept: Nonlinear
Wavelength: 324.8 nm Slit Width: 0.70 nm
Lamp Current: 15 Energy: 72
Sample Info File: Untitled Results Data Set:

=====
Element: Cu Seq. No.: 2 AS Loc.: --- Date: 01/01/2002
Sample ID: CU BLN Noise
=====

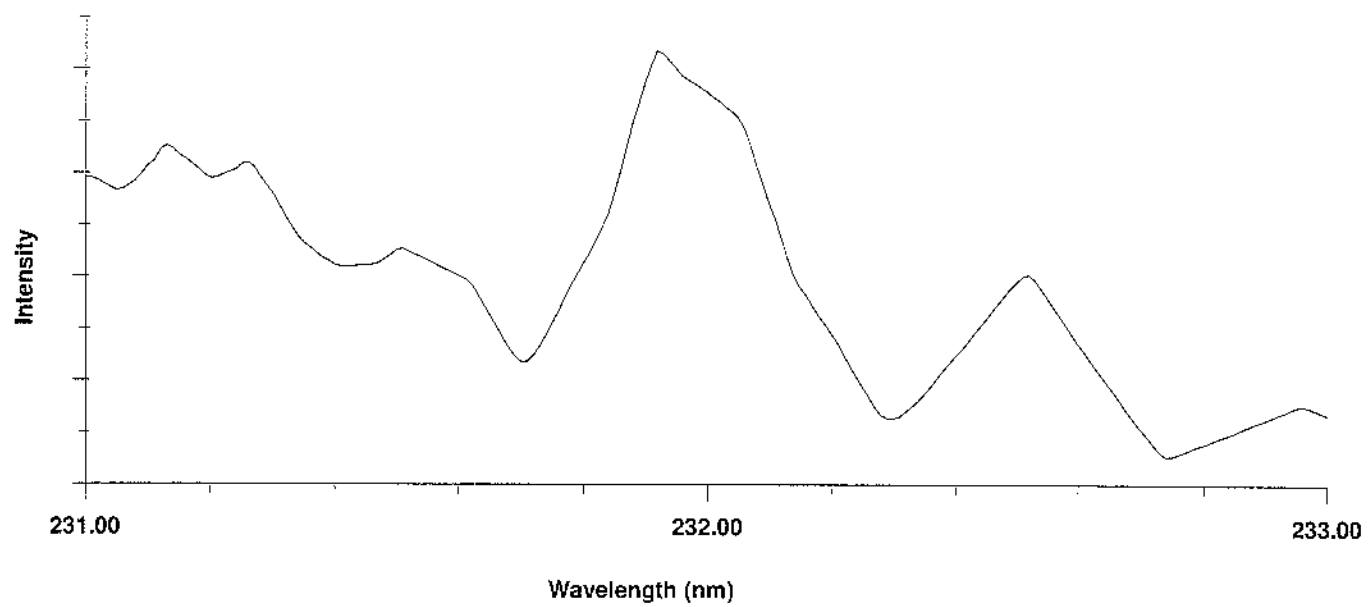
Repl	SampleConc	StndConc	BlrkCorr	Time
#	mg/L	mg/L	Signal	
1			0.000	10:35:46
2			0.000	10:35:49
3			0.000	10:35:51
4			0.000	10:35:53
5			0.000	10:35:55
6			-0.001	10:35:57
7			-0.001	10:36:00
8			-0.002	10:36:02
9			-0.001	10:36:04
10			0.000	10:36:07
11			-0.001	10:36:09
12			0.001	10:36:11
13			0.001	10:36:13
14			0.001	10:36:15
15			0.001	10:36:17
16			0.000	10:36:19
17			-0.001	10:36:21
18			0.001	10:36:24
19			0.000	10:36:26
20			0.001	10:36:28
21			0.000	10:36:30
22			0.002	10:36:32
23			0.000	10:36:34
24			0.000	10:36:36
25			0.002	10:36:38
26			0.002	10:36:41
27			0.001	10:36:43
28			0.001	10:36:45
29			0.000	10:36:47
30			-0.001	10:36:49
31			-0.002	10:36:51
32			-0.001	10:36:53
33			-0.001	10:36:55
34			0.000	10:36:58
35			0.000	10:37:00
36			0.000	10:37:03
37			0.003	10:37:05
38			0.000	10:37:07
39			0.000	10:37:09
40			0.001	10:37:11
41			-0.001	10:37:13
42			-0.001	10:37:16
43			-0.002	10:37:18
44			-0.001	10:37:20
45			0.002	10:37:22
46			0.000	10:37:24
47			0.001	10:37:26
48			0.000	10:37:28
49			0.000	10:37:30
50			0.001	10:37:33
51			0.002	10:37:35
52			0.002	10:37:37
53			0.001	10:37:39
54			0.000	10:37:41
55			-0.001	10:37:43
56			0.001	10:37:45
57			0.001	10:37:47
58			0.000	10:37:50
59			0.001	10:37:52

60	0.001	10:37:54
61	0.000	10:37:56
62	0.001	10:37:58
63	0.000	10:38:00
64	-0.001	10:38:03
65	-0.002	10:38:06
66	-0.002	10:38:08
67	-0.001	10:38:10
68	-0.001	10:38:12
69	-0.002	10:38:14
70	0.000	10:38:16
71	0.000	10:38:18
72	0.000	10:38:21
73	0.000	10:38:23
74	-0.001	10:38:25
75	-0.001	10:38:27
76	0.002	10:38:29
77	0.002	10:38:31
78	0.000	10:38:33
79	0.002	10:38:36
80	0.001	10:38:38
81	0.000	10:38:40
82	0.001	10:38:42
83	-0.001	10:38:44
84	-0.001	10:38:46
85	-0.001	10:38:49
86	-0.002	10:38:51
87	-0.002	10:38:53
88	-0.001	10:38:55
89	-0.001	10:38:57
90	-0.001	10:39:00
91	0.000	10:39:02
92	-0.001	10:39:04
93	0.000	10:39:07
94	0.000	10:39:09
95	-0.001	10:39:11
96	-0.001	10:39:13
97	0.000	10:39:16
98	0.002	10:39:18
99	0.001	10:39:20
Mean:	0.000	
SD :	0.001	
%RSD:	4766.11	

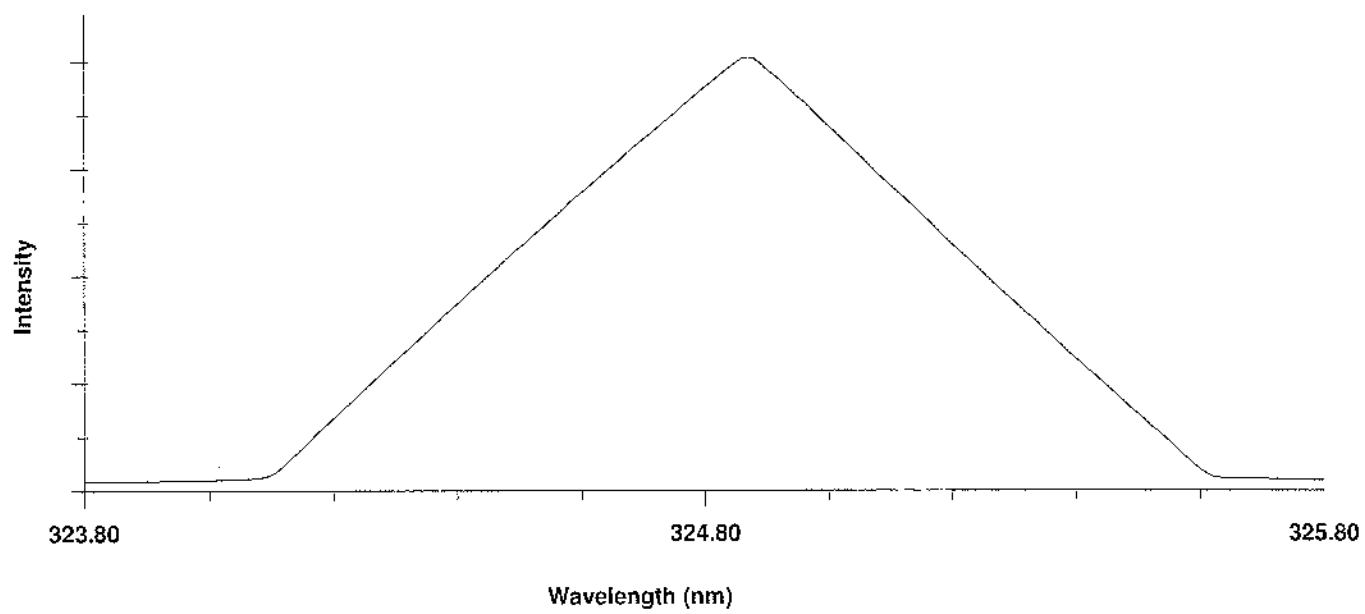
Current Wavelength: 214.90 Peak Wavelength: 213.83



Current Wavelength: 233.00 Peak Wavelength: 231.92



Current Wavelength: 325.80 Peak Wavelength: 324.87



Method Name: Cu5ppm Element: Cu
Method Description: Cu 5 ppm

Date: 01/01/2002
Technique: Flame Calibration Equation: Zero Intercept: Nonlinear
Wavelength: 324.8 nm Slit Width: 0.70 nm
Lamp Current: 15 Energy: 72
Sample Info File: Untitled Results Data Set:

Element: Cu Seq. No.: 3 AS Loc.: --- Date: 01/01/2002
Sample ID: Calib Blank

Repl	SampleConc	StdConc	BlkCorr	Time
#	mg/L	mg/L	Signal	
1			-0.011	11:30:33
2			-0.011	11:30:46
3			-0.011	11:31:00
4			-0.011	11:31:14
5			-0.011	11:31:28
6			-0.011	11:31:43
7			-0.011	11:31:57
8			-0.012	11:32:11
9			-0.012	11:32:24
10			-0.012	11:32:38
Mean:			-0.011	
SD :			0.000	
%RSD:			3.15	

Auto-zero performed.

Element: Cu Seq. No.: 4 AS Loc.: --- Date: 01/01/2002
Sample ID: Copper 5 ppm

Repl	SampleConc	StdConc	BlkCorr	Time
#	mg/L	mg/L	Signal	
1			0.275	11:33:12
2			0.275	11:33:26
3			0.274	11:33:40
4			0.274	11:33:54
5			0.274	11:34:08
6			0.276	11:34:23
7			0.275	11:34:37
8			0.275	11:34:50
9			0.274	11:35:04
10			0.274	11:35:18
Mean:			0.275	
SD :			0.001	
%RSD:			0.20	



THAILAND INSTITUTE OF SCIENTIFIC AND TECHNOLOGICAL RESEARCH (TISTR)

Request No. 21-66/0632

MTC No. EEL. BP. 28/0866

CALIBRATION CERTIFICATE

Submitted by : THAI ENVIRONMENTAL TECHNIC LIMITED.

Address : 1/6 Soi Ramkhamhaeng 145, Khwaeng/Khet Saphansung, Bangkok, 10240, Thailand.

Calibrated at : Electrical and Electronic Standards Laboratory, Industrial Metrology and Testing Service Centre.
: Soi 1C, Bangpoo Industrial Estate, Sukhumvit Rd., Muang, Samutprakan 10280.

Instrument Calibrated :

Description : Sound Calibrator

Manufacturer : Digicon

Model : Tenmars

Serial No. : 180501628

Ambient Environment

Temperature : $(23 \pm 3) ^\circ\text{C}$ Relative Humidity : $(50 \pm 15) \%$ Ambient Pressure : $(101.325 \pm 1.500) \text{ kPa}$

- Standards used :
1. Digital Function Synthesizer NF Electronic DF-193A S/N 122037.
 2. Measuring Amplifier Bruel&Kjaer 2636 S/N 1537484.
 3. Programmable Attenuator Tamagawa TPA-303A S/N OF 2214.
 4. Digital Multimeter Agilent 34401A S/N MY44005560.
 5. Pressure Transmitter Vaisala PTB202AD S/N T0650001.
 6. Audio Analyzer Panasonic VP-7722A S/N 041477D122.
 7. Condenser Microphone B&K 4180 S/N 2633526.

Calibration Procedure: CP-102-04 based on IEC 60942-2003. The sound pressure level of instrument was measured by standard microphone using an insert voltage technique.

This instrument has been calibrated against standards maintained at Electrical and Electronic Standards Laboratory (EEL), which are traceable to the International System of Units through the National Institute of Metrology (Thailand).

The information on actual reading is attached herewith and the uncertainty limits quoted refer to the measured values only.

Date of Receipt : 10 Aug. 2023

Date of Calibration : 16 Aug. 2023

1 / 3

The results relate only to the items tested/calibrated or value assigned.
Advertising the Report/Certificate and publicity of the results except in full are prohibited unless written permission is obtained from the governor of TISTR.

FM.BLMTC.002 Rev.4

Head Office
35 Mu 3 Tambon Khlong Ha, Amphoe Khlong Luang,
Changwat Pathumthani 12120, Thailand
Tel. (66) 0 2577 9000
Fax. (66) 0 2577 9009
E-mail : rumpai@tistr.or.th Website: www.tistr.or.th

Office/Laboratory
Soi 1C, Bangpoo Industrial Estate, Sukhumvit Road,
Amphoe Muang, Changwat Samutprakan 10280, Thailand
Tel. (66) 0 2323 1672-80 ext. 115, 116
Fax. (66) 0 2323 9165
E-mail : mtc@tistr.or.th

Office
196 Phahonyothin Road, Chatuchak, Bangkok 10900,
Thailand
Tel. (66) 0 2579 1121-30 ext. 5219, 5225, 5217
Fax. (66) 0 2579 8592
E-mail : sunalea@tistr.or.th



THAILAND INSTITUTE OF SCIENTIFIC AND TECHNOLOGICAL RESEARCH (TISTR)

Request No. 21-66/0632

MTC No. EEL. BP. 28/0866

The reported expanded uncertainty is based upon a standard uncertainty multiplied by a coverage factor $k = 2$, providing a level of confidence of approximately 95%.

Nominal Output of Unit Under Test = 94 dB re 20 μ Pa at 1000 HzAcoustic Output in dB re 20 μ Pa, Corrected to Reference Conditions : 101.325 kPa, 23.0°C and 50 %RH

1. Sound Pressure Level

Standard Microphone Type	Measured Sound Pressure Level (dB)	Deviated value (dB)	Uncertainty (dB)	Tolerance limit IEC60942:2003 Class 2
1/2 inch Bruel&Kjaer 4180	94.45	0.45	± 0.10	± 0.75 dB

2. Frequency

Standard Microphone Type	Measured Frequency (Hz)	Deviated value (Hz)	Uncertainty (Hz)	Tolerance limit IEC60942:2003 Class 2
1/2 inch Bruel&Kjaer 4180	991.4	-8.6	± 1.5	$\pm 1.0\%$

3. Total distortion

Standard Microphone Type	Measured Total distortion (%)	Uncertainty (%)	Tolerance limit IEC60942:2003 Class 2
1/2 inch Bruel&Kjaer 4180	1.40	± 0.50	$\pm 3.0\%$

Note : 1. No adjustment.

2. The calibrator pressure correction was not included.

3. The microphone volume correction was not included.

Date of Calibration : 16 Aug. 2023

2/3 ✓

The results relate only to the items tested/calibrated or value assigned.

Advertising the Report/Certificate and publicity of the results except in full are prohibited unless written permission is obtained from the governor of TISTR.

FM.BL.MTC.002 Rev.4

Head Office

35 Mu 3 Tambon Khlong Ha, Amphoe Khlong Luang,
Changwat Pathumthani 12120, Thailand
Tel. (66) 0 2577 9000
Fax. (66) 0 2577 9009
E-mail : rumpai@tistr.or.th Website:www.tistr.or.th

Office/Laboratory

Soi 1C, Bangpoo Industrial Estate, Sukhumvit Road,
Amphoe Muang, Changwat Samutprakan 10280, Thailand
Tel. (66) 0 2523 1672-80 ext. 115, 116
Fax. (66) 0 2323 9165
E-mail : mtc@tistr.or.th

Office

196 Phahonyothin Road, Chatuchak, Bangkok 10900,
Thailand
Tel. (66) 0 2579 1121-30 ext. 5219, 5225, 5217
Fax. (66) 0 2579 8592
E-mail : sumalee@tistr.or.th



THAILAND INSTITUTE OF SCIENTIFIC AND TECHNOLOGICAL RESEARCH (TISTR)

Request No. 21-66/0632

MTC No. EEL. BP. 28/0866

Nominal Output of Unit Under Test = 114 dB re 20 μ Pa at 1000 Hz

Acoustic Output in dB re 20 μ Pa, Corrected to Reference Conditions : 101.325 kPa, 23.0 °C and 50 %RH

1. Sound Pressure Level

Standard Microphone Type	Measured Sound Pressure Level (dB)	Deviated value (dB)	Uncertainty (dB)	Tolerance limit IEC60942:2003 Class 2
1/2 inch Bruel&Kjaer 4180	114.28	0.28	± 0.10	± 0.75 dB

2. Frequency

Standard Microphone Type	Measured Frequency (Hz)	Deviated value (Hz)	Uncertainty (Hz)	Tolerance limit IEC60942:2003 Class 2
1/2 inch Bruel&Kjaer 4180	986.9	-13.1	± 1.5	$\pm 2.0\%$

3. Total Distortion

Standard Microphone Type	Measured Total Distortion (%)	Uncertainty (%)	Tolerance limit IEC60942:2003 Class 2
1/2 inch Bruel&Kjaer 4180	3.14	± 0.70	$\pm 4.0\%$

- Note : 1. No adjustment.
2. The calibrator pressure correction was not included.
3. The microphone volume correction was not included.

Calibrated by :

(Mr. Weerachai Deechaiyae)

Approved by :

(Mr. Prawate Kluaypa)
Director

Electrical and Electronic Standards Laboratory
Industrial Metrology and Testing Service Centre

Date of Calibration : 16 Aug. 2023

Date of Issue : 21 Aug. 2023

Ref : 2011266081003103001

End of Certificate

3 / 3

The results relate only to the items tested/calibrated or value assigned.
Advertising the Report/Certificate and publicity of the results except in full are prohibited unless written permission is obtained from the governor of TISTR.

FM.BLMTC.002 Rev.4

Head Office
35 Mu 3 Tambon Khlong Ha, Amphoe Khlong Luang,
Changwat Pathumthani 12120, Thailand
Tel. (66) 0 2577 9000
Fax. (66) 0 2577 9009
E-mail : rumpai@tistr.or.th Website: www.tistr.or.th

Office/Laboratory
Soi 1C, Bangpoo Industrial Estate, Sukhumvit Road,
Amphoe Muang, Changwat Samutprakan 10280, Thailand
Tel. (66) 0 2323 1672-80 ext. 115, 116
Fax. (66) 0 2323 9165
E-mail : mtc@tistr.or.th

Office
196 Phahonyothin Road, Chatuchak, Bangkok 10900,
Thailand
Tel. (66) 0 2579 1121-30 ext. 5219, 5225, 5217
Fax. (66) 0 2579 8592
E-mail : sumalee@tistr.or.th



Thai Environmental Technic Limited
บริษัท เทคนิคสิ่งแวดล้อมไทย จำกัด

Sound Level Meter Calibration Report

Equipment Type	: Sound Level Meter	Calibration Date	: 1-May-2024
Calibrator	: TENMARS Sound Calibrator TM-100	Barometric pressure (mmHg)	: 759.0 mmHg
Standard	: IEC 60942	Temperature (23±3)°C	: 25.00 °C
Accuracy	: 94.0 ±0.3 dB and 114.0±0.5 dB	Relative Humidity(50±15 %)	: 50.0 % RH
Frequency	: at 1,000 Hz ±1%	Dued Date of Calibrate	: 31-May-2024
Calibrator Serial NO.	: 180501628		

Item	Instrument Calibrated			Reference Acoustic dB	Before Adjust				After Adjust ± dB	Deviation ± dB	Result Calibrate
	Brand	Model	Serial NO.		ครั้งที่ 1	ครั้งที่ 2	ครั้งที่ 3	เฉลี่ย			
21	ACO	6226	070049	94.0	94.2	94.2	94.2	94.2	94.0	0.2	PASS
				114.0	114.1	114.1	114.1	114.1			
23	RION	NL-21	00487676	94.0	93.9	93.9	93.9	93.9	94.0	0.1	PASS
				114.0	113.9	113.9	113.9	113.9			
25	ACO	6226	100098	94.0	94.1	94.1	94.1	94.1	94.0	0.1	PASS
				114.0	114.0	114.0	114.0	114.0			
26	ACO	6226	100099	94.0	94.2	94.2	94.2	94.2	94.0	0.2	PASS
				114.0	114.1	114.1	114.1	114.1			
28	ACO	6226	100101	94.0	93.9	93.9	93.9	93.9	94.0	0.1	PASS
				114.0	114.0	114.0	114.0	114.0			
29	ACO	6226	100102	94.0	94.1	94.1	94.1	94.1	94.0	0.1	PASS
				114.0	114.0	114.0	114.0	114.0			
30	ACO	6226	100106	94.0	94.2	94.2	94.2	94.2	94.0	0.2	PASS
				114.0	114.1	114.1	114.1	114.1			
31	ACO	6226	110098	94.0	93.7	93.7	93.7	93.7	94.0	0.3	PASS
				114.0	113.7	113.7	113.7	113.7			
32	ACO	6226	110105	94.0	94.1	94.1	94.1	94.1	94.0	0.1	PASS
				114.0	114.0	114.0	114.0	114.0			
34	ACO	6226	110099	94.0	93.8	93.8	93.8	93.8	94.0	0.2	PASS
				114.0	113.8	113.8	113.8	113.8			

Calibration By :

Approve by :





Thai Environmental Technic Limited
บริษัท เทคนิคสิ่งแวดล้อมไทย จำกัด

Sound Level Meter Calibration Report

Equipment Type	: Sound Level Meter	Calibration Date	: 1-May-2024
Calibrator	: TENMARS Sound Calibrator TM-100	Barometric pressure (mmHg)	: 759.0 mmHg
Standard	: IEC 60942	Temperature (23±3)°C	: 25.00 °C
Accuracy	: 94.0 ±0.3 dB and 114.0±0.5 dB	Relative Humidity(50±15 %)	: 50.0 % RH
Frequency	: at 1,000 Hz ±1%	Dued Date of Calibrate	: 31-May-2024
Calibrator Serial NO.	: 180501628		

Item	Instrument Calibrated			Reference Acoustic dB	Before Adjust				After Adjust ± dB	Deviation ± dB	Result Calibrate
	Brand	Model	Serial NO.		ครั้งที่ 1	ครั้งที่ 2	ครั้งที่ 3	เฉลี่ย			
35	ACO	6226	110097	94.0	94.1	94.1	94.1	94.1	94.0	0.1	PASS
				114.0	114.2	114.2	114.2	114.2			
36	ACO	6226	110102	94.0	93.9	93.9	93.9	93.9	94.0	0.1	PASS
				114.0	113.8	113.8	113.8	113.8			
37	ACO	6226	110101	94.0	94.0	94.0	94.0	94.0	94.0	0.0	PASS
				114.0	113.9	113.9	113.9	113.9			
38	ACO	6226	110106	94.0	93.8	93.8	93.8	93.8	94.0	0.2	PASS
				114.0	113.8	113.8	113.8	113.8			
39	ACO	6226	110104	94.0	94.1	94.1	94.1	94.1	94.0	0.1	PASS
				114.0	114.0	114.0	114.0	114.0			
40	ACO	6226	110100	94.0	94.1	94.1	94.1	94.1	94.0	0.1	PASS
				114.0	114.1	114.1	114.1	114.1			
41	ACO	6226	130127	94.0	94.2	94.2	94.2	94.2	94.0	0.2	PASS
				114.0	114.1	114.1	114.1	114.1			
42	ACO	6226	130128	94.0	94.1	94.1	94.1	94.1	94.0	0.1	PASS
				114.0	114.0	114.0	114.0	114.0			
44	ACO	6226	130130	94.0	93.9	93.9	93.9	93.9	94.0	0.1	PASS
				114.0	113.9	113.9	113.9	113.9			
45	ACO	6226	130131	94.0	94.3	94.3	94.3	94.3	94.0	0.3	PASS
				114.0	114.2	114.2	114.2	114.2			

Calibration By : 

Approve by : 





Thai Environmental Technic Limited
บริษัท เทคนิคสิ่งแวดล้อมไทย จำกัด

Sound Level Meter Calibration Report

Equipment Type	: Sound Level Meter	Calibration Date	: 1-May-2024
Calibrator	: TENMARS Sound Calibrator TM-100	Barometric pressure (mmHg)	: 759.0 mmHg
Standard	: IEC 60942	Temperature (23±3)°C	: 25.00 °C
Accuracy	: 94.0 ±0.3 dB and 114.0±0.5 dB	Relative Humidity(50±15 %)	: 50.0 % RH
Frequency	: at 1,000 Hz ±1%	Dued Date of Calibrate	: 31-May-2024
Calibrator Serial NO.	: 180501628		

Item	Instrument Calibrated			Reference Acoustic dB	Before Adjust				After Adjust ± dB	Deviation ± dB	Result Calibrate
	Brand	Model	Serial NO.		ครั้งที่ 1	ครั้งที่ 2	ครั้งที่ 3	เฉลี่ย			
46	ACO	6236	112029	94.0	94.1	94.1	94.1	94.1	94.0	0.1	PASS
				114.0	114.0	114.0	114.0	114.0			
48	ACO	6236	152074	94.0	94.1	94.1	94.1	94.1	94.0	0.1	PASS
				114.0	114.0	114.0	114.0	114.0			
49	ACO	6236	152075	94.0	94.2	94.2	94.2	94.2	94.0	0.2	PASS
				114.0	114.1	114.1	114.1	114.1			
50	ACO	6236	152076	94.0	93.9	93.9	93.9	93.9	94.0	0.1	PASS
				114.0	113.8	113.8	113.8	113.8			
51	ACO	6236	152077	94.0	94.3	94.3	94.3	94.3	94.0	0.3	PASS
				114.0	114.3	114.3	114.3	114.3			
52	ACO	6226	150142	94.0	94.1	94.1	94.1	94.1	94.0	0.1	PASS
				114.0	114.1	114.1	114.1	114.1			
53	ACO	6226	160095	94.0	93.8	93.8	93.8	93.8	94.0	0.3	PASS
				114.0	113.9	113.9	113.9	113.9			
54	ACO	6226	160096	94.0	94.2	94.2	94.2	94.2	94.0	0.2	PASS
				114.0	114.1	114.1	114.1	114.1			
55	ACO	6226	160097	94.0	93.9	93.9	93.9	93.9	94.0	0.1	PASS
				114.0	113.9	113.9	113.9	113.9			
56	ACO	6226	160098	94.0	93.9	93.9	93.9	93.9	94.0	0.1	PASS
				114.0	113.9	113.9	113.9	113.9			

Calibration By : 

Approve by : 




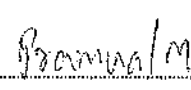
Thai Environmental Technic Limited
บริษัท เทคนิคสิ่งแวดล้อมไทย จำกัด

Sound Level Meter Calibration Report

Equipment Type	: Sound Level Meter	Calibration Date	: 1-May-2024
Calibrator	: TENMARS Sound Calibrator TM-100	Barometric pressure (mmHg)	: 759.0 mmHg
Standard	: IEC 60942	Temperature (23±3)°C	: 25.00 °C
Accuracy	: 94.0 ±0.3 dB and 114.0±0.5 dB	Relative Humidity(50±15 %)	: 50.0 % RH
Frequency	: at 1,000 Hz ±1%	Dued Date of Calibrate	: 31-May-2024
Calibrator Serial NO.	: 180501628		

Item	Instrument Calibrated			Reference Acoustic dB	Before Adjust				After Adjust ± dB	Deviation ± dB	Result Calibrate
	Brand	Model	Serial NO.		ครั้งที่ 1	ครั้งที่ 2	ครั้งที่ 3	เฉลี่ย			
57	ACO	6226	160099	94.0	94.2	94.2	94.2	94.2	94.0	0.2	PASS
				114.0	114.2	114.2	114.2	114.2			
58	ACO	6226	160143	94.0	94.2	94.2	94.2	94.2	94.0	0.2	PASS
				114.0	114.2	114.2	114.2	114.2			
59	ACO	6226	160203	94.0	94.2	94.2	94.2	94.2	94.0	0.2	PASS
				114.0	114.2	114.2	114.2	114.2			
60	ACO	6226	160204	94.0	94.1	94.1	94.1	94.1	94.0	0.1	PASS
				114.0	113.9	113.9	113.9	113.9			
61	ACO	6226	160205	94.0	94.1	94.1	94.1	94.1	94.0	0.1	PASS
				114.0	113.9	113.9	113.9	113.9			
62	ACO	6226	160211	94.0	94.1	94.1	94.1	94.1	94.0	0.1	PASS
				114.0	113.9	113.9	113.9	113.9			
63	ACO	6226	160212	94.0	94.1	94.1	94.1	94.1	94.0	0.1	PASS
				114.0	113.9	113.9	113.9	113.9			
64	ACO	6226	160213	94.0	94.1	94.1	94.1	94.1	94.0	0.1	PASS
				114.0	113.9	113.9	113.9	113.9			
66	ACO	6226	160215	94.0	94.1	94.1	94.1	94.1	94.0	0.1	PASS
				114.0	113.9	113.9	113.9	113.9			
67	ACO	6226	160216	94.0	93.7	93.7	93.7	93.7	94.0	0.3	PASS
				114.0	113.6	113.6	113.6	113.6			

Calibration By : 

Approve by : 





Thai Environmental Technic Limited
บริษัท เทคนิสิ่งแวดล้อมไทย จำกัด

Sound Level Meter Calibration Report

Equipment Type	: Sound Level Meter	Calibration Date	: 1-May-2024
Calibrator	: TENMARS Sound Calibrator TM-100	Barometric pressure (mmHg)	: 759.0 mmHg
Standard	: IEC 60942	Temperature (23±3)°C	: 25.00 °C
Accuracy	: 94.0 ±0.3 dB and 114.0±0.5 dB	Relative Humidity(50±15 %)	: 50.0 % RH
Frequency	: at 1,000 Hz ±1%	Dued Date of Calibrate	: 31-May-2024
Calibrator Serial NO.	: 180501628		

Item	Instrument Calibrated			Reference Acoustic dB	Before Adjust				After Adjust ± dB	Deviation ± dB	Result Calibrate
	Brand	Model	Serial NO.		ครั้งที่ 1	ครั้งที่ 2	ครั้งที่ 3	เฉลี่ย			
68	ACO	6236	222036	94.0	94.1	94.1	94.1	94.1	94.0	0.1	PASS
				114.0	114.1	114.1	114.1	114.1			
69	ACO	6236	222037	94.0	94.0	94.0	94.0	94.0	94.0	0.0	PASS
				114.0	114.0	114.0	114.0	114.0			
70	ACO	6236	222038	94.0	94.1	94.1	94.1	94.1	94.0	0.1	PASS
				114.0	114.0	114.0	114.0	114.0			
71	ACO	6236	222039	94.0	94.1	94.1	94.1	94.1	94.0	0.1	PASS
				114.0	114.0	114.0	114.0	114.0			
72	ACO	6236	222040	94.0	94.0	94.0	94.0	94.0	94.0	0.0	PASS
				114.0	114.0	114.0	114.0	114.0			
74	ACO	6236	222245	94.0	94.0	94.0	94.0	94.0	94.0	0.0	PASS
				114.0	114.0	114.0	114.0	114.0			

Calibration By : 

Approve by : 




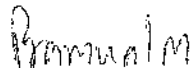
Thai Environmental Technic Limited
บริษัท เทคนิคสิ่งแวดล้อมไทย จำกัด

Sound Level Meter Calibration Report

Equipment Type	: Sound Level Meter	Calibration Date	: 1-May-2024
Calibrator	: SCARLET ST-120	Barometric pressure (mmHg)	: 759.0 mmHg
Standard	: IEC 60942:2017 CLASS1	Temperature (23±3)°C	: 25.00 °C
Accuracy	: 94.0±0.3 dB and 114.0±0.5 dB	Relative Humidity(50±15 %)	: 50.0 % RH
Frequency	: at 1,000 Hz ±1%	Dued Date of Calibrate	: 31-May-2024
Calibrator Serial NO.	: ST120C0263E		

Item	Instrument Calibrated			Reference Acoustic dB	Before Adjust				After Adjust ± dB	Deviation ± dB	Result Calibrate
	Brand	Model	Serial NO.		ครั้งที่ 1	ครั้งที่ 2	ครั้งที่ 3	เฉลี่ย			
78	SCARLET	ST-11D	820390	94.0	94.0	94.0	94.0	94.0	94.0	0.0	PASS
				114.0	114.0	114.0	114.0	114.0			
79	SCARLET	ST-11D	820391	94.0	94.0	94.0	94.0	94.0	94.0	0.0	PASS
				114.0	114.0	114.0	114.0	114.0			
80	SCARLET	ST-11D	820392	94.0	94.1	94.1	94.1	94.1	94.0	0.1	PASS
				114.0	114.1	114.1	114.1	114.1			
81	SCARLET	ST-11D	820393	94.0	94.1	94.1	94.1	94.1	94.0	0.1	PASS
				114.0	114.1	114.1	114.1	114.1			
82	SCARLET	ST-11D	820394	94.0	93.9	93.9	93.9	93.9	94.0	0.1	PASS
				114.0	113.9	113.9	113.9	113.9			
83	SCARLET	ST-11D	820877	94.0	94.0	94.0	94.0	94.0	94.0	0.0	PASS
				114.0	114.0	114.0	114.0	114.0			
84	SCARLET	ST-11D	820878	94.0	94.0	94.0	94.0	94.0	94.0	0.0	PASS
				114.0	114.0	114.0	114.0	114.0			
85	SCARLET	ST-11D	820879	94.0	94.1	94.1	94.1	94.1	94.0	0.1	PASS
				114.0	114.0	114.0	114.0	114.0			
86	SCARLET	ST-11D	821293	94.0	94.0	94.0	94.0	94.0	94.0	0.0	PASS
				114.0	114.0	114.0	114.0	114.0			
87	SCARLET	ST-11D	821294	94.0	93.9	93.9	93.9	93.9	94.0	0.1	PASS
				114.0	113.8	113.8	113.8	113.8			

Calibration By : 

Approve by : 




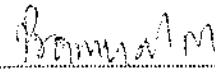
Thai Environmental Technic Limited
บริษัท เทคนิคสิ่งแวดล้อมไทย จำกัด

Sound Level Meter Calibration Report

Equipment Type	: Sound Level Meter	Calibration Date	: 1-May-2024
Calibrator	: SCARLET ST-120	Barometric pressure (mmHg)	: 759.0 mmHg
Standard	: IEC 60942:2017 CLASS1	Temperature (23±3)°C	: 25.00 °C
Accuracy	: 94.0±0.3 dB and 114.0±0.5 dB	Relative Humidity(50±15 %)	: 50.0 % RH
Frequency	: at 1,000 Hz ±1%	Dued Date of Calibrate	: 31-May-2024
Calibrator Serial NO.	: ST120C0263E		

Item	Instrument Calibrated			Reference Acoustic dB	Before Adjust				After Adjust ± dB	Deviation ± dB	Result Calibrate
	Brand	Model	Serial NO.		ครั้งที่ 1	ครั้งที่ 2	ครั้งที่ 3	เฉลี่ย			
88	SCARLET	ST-11D	821295	94.0	94.1	94.1	94.1	94.1	94.0	0.1	PASS
				114.0	114.0	114.0	114.0	114.0			
89	SCARLET	ST-11D	821296	94.0	93.9	93.9	93.9	93.9	94.0	0.1	PASS
				114.0	113.9	113.9	113.9	113.9			
90	SCARLET	ST-11D	821298	94.0	94.1	94.1	94.1	94.1	94.0	0.1	PASS
				114.0	114.0	114.0	114.0	114.0			
91	SCARLET	ST-11D	821299	94.0	94.0	94.0	94.0	94.0	94.0	0.0	PASS
				114.0	114.0	114.0	114.0	114.0			

Calibration By : 

Approve by : 



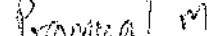
Thai Environmental Technic Limited
บริษัท เทคนิกลิ่งแวดล้อมไทย จำกัด

Sound Level Meter Calibration Report

Equipment Type	: Sound Level Meter	Calibration Date	: 1-May-2024
Calibrator	: TENMARS Sound Calibrator TM-100	Barometric pressure (mmHg)	: 759.0 mmHg
Standard	: IEC 60942	Temperature (23±3)°C	: 25.00 °C
Accuracy	: 94.0 ±0.3 dB and 114.0±0.5 dB	Relative Humidity(50±15 %)	: 50.0 % RH
Frequency	: at 1,000 Hz ±1%	Dued Date of Calibrate	: 31-May-2024
Calibrator Serial NO.	: ST120C0263E		

Item	Instrument Calibrated			Reference Acoustic dB	Before Adjust				After Adjust ± dB	Deviation ± dB	Result Calibrate
	Brand	Model	Serial NO.		ครั้งที่ 1	ครั้งที่ 2	ครั้งที่ 3	เฉลี่ย			
21	ACO	6226	070049	94.0	94.2	94.2	94.2	94.2	94.0	0.2	PASS
				114.0	114.1	114.1	114.1	114.1			
23	RION	NL-21	00487676	94.0	93.9	93.9	93.9	93.9	94.0	0.1	PASS
				114.0	113.9	113.9	113.9	113.9			
25	ACO	6226	100098	94.0	94.1	94.1	94.1	94.1	94.0	0.1	PASS
				114.0	114.0	114.0	114.0	114.0			
26	ACO	6226	100099	94.0	94.2	94.2	94.2	94.2	94.0	0.2	PASS
				114.0	114.1	114.1	114.1	114.1			
28	ACO	6226	100101	94.0	93.9	93.9	93.9	93.9	94.0	0.1	PASS
				114.0	114.0	114.0	114.0	114.0			
29	ACO	6226	100102	94.0	94.1	94.1	94.1	94.1	94.0	0.1	PASS
				114.0	114.0	114.0	114.0	114.0			
30	ACO	6226	100106	94.0	94.2	94.2	94.2	94.2	94.0	0.2	PASS
				114.0	114.1	114.1	114.1	114.1			
31	ACO	6226	110098	94.0	93.7	93.7	93.7	93.7	94.0	0.3	PASS
				114.0	113.7	113.7	113.7	113.7			
32	ACO	6226	110105	94.0	94.1	94.1	94.1	94.1	94.0	0.1	PASS
				114.0	114.0	114.0	114.0	114.0			
34	ACO	6226	110099	94.0	93.8	93.8	93.8	93.8	94.0	0.2	PASS
				114.0	113.8	113.8	113.8	113.8			

Calibration By : 

Approve by : 




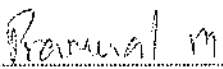
Thai Environmental Technic Limited
บริษัท เทคนิคสิ่งแวดล้อมไทย จำกัด

Sound Level Meter Calibration Report

Equipment Type	: Sound Level Meter	Calibration Date	: 1-May-2024
Calibrator	: TENMARS Sound Calibrator TM-100	Barometric pressure (mmHg)	: 759.0 mmHg
Standard	: IEC 60942	Temperature (23±3)°C	: 25.00 °C
Accuracy	: 94.0±0.3 dB and 114.0±0.5 dB	Relative Humidity(50±15 %)	: 50.0 % RH
Frequency	: at 1,000 Hz ±1%	Dued Date of Calibrate	: 31-May-2024
Calibrator Serial NO.	: ST120C0263E		

Item	Instrument Calibrated			Reference Acoustic dB	Before Adjust				After Adjust ± dB	Deviation ± dB	Result Calibrate
	Brand	Model	Serial NO.		ครั้งที่ 1	ครั้งที่ 2	ครั้งที่ 3	เฉลี่ย			
35	ACO	6226	110097	94.0	94.1	94.1	94.1	94.1	94.0	0.1	PASS
				114.0	114.2	114.2	114.2	114.2			
36	ACO	6226	110102	94.0	93.9	93.9	93.9	93.9	94.0	0.1	PASS
				114.0	113.8	113.8	113.8	113.8			
37	ACO	6226	110101	94.0	94.0	94.0	94.0	94.0	94.0	0.0	PASS
				114.0	113.9	113.9	113.9	113.9			
38	ACO	6226	110106	94.0	93.8	93.8	93.8	93.8	94.0	0.2	PASS
				114.0	113.8	113.8	113.8	113.8			
39	ACO	6226	110104	94.0	94.1	94.1	94.1	94.1	94.0	0.1	PASS
				114.0	114.0	114.0	114.0	114.0			
40	ACO	6226	110100	94.0	94.1	94.1	94.1	94.1	94.0	0.1	PASS
				114.0	114.1	114.1	114.1	114.1			
41	ACO	6226	130127	94.0	94.2	94.2	94.2	94.2	94.0	0.2	PASS
				114.0	114.1	114.1	114.1	114.1			
42	ACO	6226	130128	94.0	94.1	94.1	94.1	94.1	94.0	0.1	PASS
				114.0	114.0	114.0	114.0	114.0			
44	ACO	6226	130130	94.0	93.9	93.9	93.9	93.9	94.0	0.1	PASS
				114.0	113.9	113.9	113.9	113.9			
45	ACO	6226	130131	94.0	94.3	94.3	94.3	94.3	94.0	0.3	PASS
				114.0	114.2	114.2	114.2	114.2			

Calibration By : 

Approve by : 




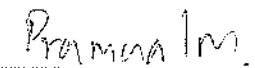
Thai Environmental Technic Limited
บริษัท เทคนิคสิ่งแวดล้อมไทย จำกัด

Sound Level Meter Calibration Report

Equipment Type	: Sound Level Meter	Calibration Date	: 1-May-2024
Calibrator	: TENMARS Sound Calibrator TM-100	Barometric pressure (mmHg)	: 759.0 mmHg
Standard	: IEC 60942	Temperature (23±3)°C	: 25.00 °C
Accuracy	: 94.0 ±0.3 dB and 114.0±0.5 dB	Relative Humidity(50±15 %)	: 50.0 % RH
Frequency	: at 1,000 Hz ±1%	Dued Date of Calibrate	: 31-May-2024
Calibrator Serial NO.	: ST120C0263E		

Item	Instrument Calibrated			Reference Acoustic dB	Before Adjust				After Adjust ± dB	Deviation ± dB	Result Calibrate
	Brand	Model	Serial NO.		ครั้งที่ 1	ครั้งที่ 2	ครั้งที่ 3	เฉลี่ย			
46	ACO	6236	112029	94.0	94.1	94.1	94.1	94.1	94.0	0.1	PASS
				114.0	114.0	114.0	114.0	114.0			
48	ACO	6236	152074	94.0	94.1	94.1	94.1	94.1	94.0	0.1	PASS
				114.0	114.0	114.0	114.0	114.0			
49	ACO	6236	152075	94.0	94.2	94.2	94.2	94.2	94.0	0.2	PASS
				114.0	114.1	114.1	114.1	114.1			
50	ACO	6236	152076	94.0	93.9	93.9	93.9	93.9	94.0	0.1	PASS
				114.0	113.8	113.8	113.8	113.8			
51	ACO	6236	152077	94.0	94.3	94.3	94.3	94.3	94.0	0.3	PASS
				114.0	114.3	114.3	114.3	114.3			
52	ACO	6226	150142	94.0	94.1	94.1	94.1	94.1	94.0	0.1	PASS
				114.0	114.1	114.1	114.1	114.1			
53	ACO	6226	160095	94.0	93.8	93.8	93.8	93.8	94.0	0.3	PASS
				114.0	113.9	113.9	113.9	113.9			
54	ACO	6226	160096	94.0	94.2	94.2	94.2	94.2	94.0	0.2	PASS
				114.0	114.1	114.1	114.1	114.1			
55	ACO	6226	160097	94.0	93.9	93.9	93.9	93.9	94.0	0.1	PASS
				114.0	113.9	113.9	113.9	113.9			
56	ACO	6226	160098	94.0	93.9	93.9	93.9	93.9	94.0	0.1	PASS
				114.0	113.9	113.9	113.9	113.9			

Calibration By : 

Approve by : 




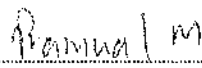
Thai Environmental Technic Limited
บริษัท เทคนิคสิ่งแวดล้อมไทย จำกัด

Sound Level Meter Calibration Report

Equipment Type	: Sound Level Meter	Calibration Date	: 1-May-2024
Calibrator	: TENMARS Sound Calibrator TM-100	Barometric pressure (mmHg)	: 759.0 mmHg
Standard	: IEC 60942	Temperature (23±3)°C	: 25.00 °C
Accuracy	: 94.0 ±0.3 dB and 114.0±0.5 dB	Relative Humidity(50±15 %)	: 50.0 % RH
Frequency	: at 1,000 Hz ±1%	Dued Date of Calibrate	: 31-May-2024
Calibrator Serial NO.	: ST120C0263E		

Item	Instrument Calibrated			Reference Acoustic dB	Before Adjust				After Adjust ± dB	Deviation ± dB	Result Calibrate
	Brand	Model	Serial NO.		ครั้งที่ 1	ครั้งที่ 2	ครั้งที่ 3	เฉลี่ย			
57	ACO	6226	160099	94.0	94.2	94.2	94.2	94.2	94.0	0.2	PASS
				114.0	114.2	114.2	114.2	114.2			
58	ACO	6226	160143	94.0	94.2	94.2	94.2	94.2	94.0	0.2	PASS
				114.0	114.2	114.2	114.2	114.2			
59	ACO	6226	160203	94.0	94.2	94.2	94.2	94.2	94.0	0.2	PASS
				114.0	114.2	114.2	114.2	114.2			
60	ACO	6226	160204	94.0	94.1	94.1	94.1	94.1	94.0	0.1	PASS
				114.0	113.9	113.9	113.9	113.9			
61	ACO	6226	160205	94.0	94.1	94.1	94.1	94.1	94.0	0.1	PASS
				114.0	113.9	113.9	113.9	113.9			
62	ACO	6226	160211	94.0	94.1	94.1	94.1	94.1	94.0	0.1	PASS
				114.0	113.9	113.9	113.9	113.9			
63	ACO	6226	160212	94.0	94.1	94.1	94.1	94.1	94.0	0.1	PASS
				114.0	113.9	113.9	113.9	113.9			
64	ACO	6226	160213	94.0	94.1	94.1	94.1	94.1	94.0	0.1	PASS
				114.0	113.9	113.9	113.9	113.9			
66	ACO	6226	160215	94.0	94.1	94.1	94.1	94.1	94.0	0.1	PASS
				114.0	113.9	113.9	113.9	113.9			
67	ACO	6226	160216	94.0	93.7	93.7	93.7	93.7	94.0	0.3	PASS
				114.0	113.6	113.6	113.6	113.6			

Calibration By : 

Approve by : 




Thai Environmental Technic Limited
บริษัท เทคโนโลยีสิ่งแวดล้อมไทย จำกัด

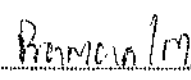
Sound Level Meter Calibration Report

Equipment Type : Sound Level Meter
Calibrator : TENMARS Sound Calibrator TM-100
Standard : IEC 60942
Accuracy : 94.0±0.3 dB and 114.0±0.5 dB
Frequency : at 1,000 Hz ±1%
Calibrator Serial NO. : ST120C0263E

Calibration Date : 1-May-2024
Barometric pressure (mmHg) : 759.0 mmHg
Temperature (23±3)°C : 25.00 °C
Relative Humidity(50±15 %) : 50.0 % RH
Dued Date of Calibrate : 31-May-2024

Item	Instrument Calibrated			Reference Acoustic dB	Before Adjust				After Adjust ± dB	Deviation ± dB	Result Calibrate
	Brand	Model	Serial NO.		ครั้งที่ 1	ครั้งที่ 2	ครั้งที่ 3	เฉลี่ย			
68	ACO	6236	222036	94.0	94.1	94.1	94.1	94.1	94.0	0.1	PASS
				114.0	114.1	114.1	114.1	114.1			
69	ACO	6236	222037	94.0	94.0	94.0	94.0	94.0	94.0	0.0	PASS
				114.0	114.0	114.0	114.0	114.0			
70	ACO	6236	222038	94.0	94.1	94.1	94.1	94.1	94.0	0.1	PASS
				114.0	114.0	114.0	114.0	114.0			
71	ACO	6236	222039	94.0	94.1	94.1	94.1	94.1	94.0	0.1	PASS
				114.0	114.0	114.0	114.0	114.0			
72	ACO	6236	222040	94.0	94.0	94.0	94.0	94.0	94.0	0.0	PASS
				114.0	114.0	114.0	114.0	114.0			
74	ACO	6236	222245	94.0	94.0	94.0	94.0	94.0	94.0	0.0	PASS
				114.0	114.0	114.0	114.0	114.0			

Calibration By : 

Approve by : 



Thai Environmental Technic Limited
บริษัท เทคนิคสิ่งแวดล้อมไทย จำกัด

Sound Level Meter Calibration Report

Equipment Type : Sound Level Meter
Calibrator : SCARLET ST-120
Standard : IEC 60942:2017 CLASS1
Accuracy : 94.0 ±0.3 dB and 114.0±0.5 dB
Frequency : at 1,000 Hz ±1%
Calibrator Serial NO. : ST120C0263E

Calibration Date : 1-May-2024
Barometric pressure (mmHg) : 759.0 mmHg
Temperature (23±3)°C : 25.00 °C
Relative Humidity(50±15 %) : 50.0 % RH
Dued Date of Calibrate : 31-May-2024

Item	Instrument Calibrated			Reference Acoustic dB	Before Adjust				After Adjust ± dB	Deviation ± dB	Result Calibrate
	Brand	Model	Serial NO.		ครั้งที่ 1	ครั้งที่ 2	ครั้งที่ 3	เฉลี่ย			
78	SCARLET	ST-11D	820390	94.0	94.0	94.0	94.0	94.0	94.0	0.0	PASS
				114.0	114.0	114.0	114.0	114.0			
79	SCARLET	ST-11D	820391	94.0	94.0	94.0	94.0	94.0	94.0	0.0	PASS
				114.0	114.0	114.0	114.0	114.0			
80	SCARLET	ST-11D	820392	94.0	94.1	94.1	94.1	94.1	94.0	0.1	PASS
				114.0	114.1	114.1	114.1	114.1			
81	SCARLET	ST-11D	820393	94.0	94.1	94.1	94.1	94.1	94.0	0.1	PASS
				114.0	114.1	114.1	114.1	114.1			
82	SCARLET	ST-11D	820394	94.0	93.9	93.9	93.9	93.9	94.0	0.1	PASS
				114.0	113.9	113.9	113.9	113.9			
83	SCARLET	ST-11D	820877	94.0	94.0	94.0	94.0	94.0	94.0	0.0	PASS
				114.0	114.0	114.0	114.0	114.0			
84	SCARLET	ST-11D	820878	94.0	94.0	94.0	94.0	94.0	94.0	0.0	PASS
				114.0	114.0	114.0	114.0	114.0			
85	SCARLET	ST-11D	820879	94.0	94.1	94.1	94.1	94.1	94.0	0.1	PASS
				114.0	114.0	114.0	114.0	114.0			
86	SCARLET	ST-11D	821293	94.0	94.0	94.0	94.0	94.0	94.0	0.0	PASS
				114.0	114.0	114.0	114.0	114.0			
87	SCARLET	ST-11D	821294	94.0	93.9	93.9	93.9	93.9	94.0	0.1	PASS
				114.0	113.8	113.8	113.8	113.8			

Calibration By :

Approve by :




Thai Environmental Technic Limited
บริษัท เทคโนโลยีสิ่งแวดล้อมไทย จำกัด

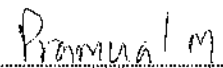
Sound Level Meter Calibration Report

Equipment Type : Sound Level Meter
Calibrator : SCARLET ST-120
Standard : IEC 60942:2017 CLASS1
Accuracy : 94.0 ± 0.3 dB and 114.0 ± 0.5 dB
Frequency : at 1,000 Hz $\pm 1\%$
Calibrator Serial NO. : ST120C0263E

Calibration Date : 1-May-2024
Barometric pressure (mmHg) : 759.0 mmHg
Temperature (23 ± 3)°C : 25.00 °C
Relative Humidity (50 ± 15 %) : 50.0 % RH
Dued Date of Calibrate : 31-May-2024

Item	Instrument Calibrated			Reference Acoustic dB	Before Adjust				After Adjust ± dB	Deviation ± dB	Result Calibrate
	Brand	Model	Serial NO.		ครั้งที่ 1	ครั้งที่ 2	ครั้งที่ 3	เฉลี่ย			
88	SCARLET	ST-11D	821295	94.0	94.1	94.1	94.1	94.1	94.0	0.1	PASS
				114.0	114.0	114.0	114.0	114.0			
89	SCARLET	ST-11D	821296	94.0	93.9	93.9	93.9	93.9	94.0	0.1	PASS
				114.0	113.9	113.9	113.9	113.9			
90	SCARLET	ST-11D	821298	94.0	94.1	94.1	94.1	94.1	94.0	0.1	PASS
				114.0	114.0	114.0	114.0	114.0			
91	SCARLET	ST-11D	821299	94.0	94.0	94.0	94.0	94.0	94.0	0.0	PASS
				114.0	114.0	114.0	114.0	114.0			

Calibration By : 

Approve by : 



ID LINE : IEC17025



Certificate of Calibration

Certificate Number : SPR24020337-4

Page : 1 of 3

Customer : Thai Environmental Technic Limited.

1/6 Soi Ramkhamhaeng 145, Khwaeng Saphan Sung, Khet Saphan
Sung, Bangkok 10240, Thailand.

Equipment Name : Noise Dose Meter

Manufacturer : SOUNDTEK

Model : ST-130

Serial Number : 200300133

ID. Number : No.28

Environmental Conditions

Ambient Temperature : $23^{\circ}\text{C} \pm 3^{\circ}\text{C}$

Received Date : 21 Feb 2024

Relative Humidity : $50\% \pm 15\%$

Calibration Date : 23 Feb 2024

Location of Calibration : In-Lab

Recommend Due Date : 23 Feb 2025

Calibration Procedure : SP-CPE-04-01

Date of Issue : 24 Feb 2024

Method of Calibration

This certifies that the above instrument was calibrated in compliance with the calibration system requirement of ISO/IEC 17025:2017 in accordance with reference procedure. Standards used to perform this calibration are certified by to NIST or equivalent, National metrology institute, Natural physical constants, consensus standards. The result reported herein apply only to the calibration of the item described above as received. Our decision rule is to contact the customer if the item pass and fail calibration when the results include the uncertainties and the customer must determine if the results meets their needs.

The calibration certificate shall not be reproduced except in full, without written approval of SP Metrology System (Thailand).

Calibrated by : Mr.Karoon Pengsalung

Calibration Officer

Approved by :

(Mr.Nirut Loha)

Authorized Signatory



ID LINE : EEC17025



Calibration Report

Certificate Number : SPR24020337-4

Page : 2 of 3

Reference Standards

Equipment Name	Model	Serial No.	Certificate No.	Due. Date
Sound Level Calibrator	ST-120	211203773	EEL.BP. 140/0167	26 Jan 2025

Traceability

This certification is traceable to the International System of Unit maintained at :

TISTR - Thailand Institute of Scientific and Technological Research

55/53 หมู่ 1 ซ.เทศบาลเมืองสุพรรณบุรี 1220 (Thailand) รหัส (662) 188-2200 5 9419 www.metrology-system.co.th



ID LINE : IEC17025



Result of Calibration

Certificate No. : SPR24020337-4

Page : 3 of 3

Range : 94 to 114 dB

Function : @1kHz

Select A

Unit : dB

Standard Setting	UUC Reading		Error		Uncertainty (±)
	Fast	Slow	Fast	Slow	
94	94.0	94.0	0.0	0.0	0.15
114	114.0	114.0	0.0	0.0	0.15

Select C

Unit : dB

Standard Setting	UUC Reading		Error		Uncertainty (±)
	Fast	Slow	Fast	Slow	
94	94.0	94.0	0.0	0.0	0.15
114	113.9	113.9	-0.1	-0.1	0.15

Select Z

Unit : dB

Standard Setting	UUC Reading		Error		Uncertainty (±)
	Fast	Slow	Fast	Slow	
94	94.0	94.0	0.0	0.0	0.15
114	114.0	114.0	0.0	0.0	0.15

Note :

The result of calibration was found accurate as show on date and place of calibration only.
This Certificate is not certified for any commercial transaction.

Measurement Uncertainty

The reported uncertainty of measurement is the expanded uncertainty obtained by multiplying the standard uncertainty with the coverage factor $k = 2.00$, providing a level of confidence approximately 95%.

- End of Certificate -



ID LINE : IEC17025



Certificate of Calibration

Certificate Number : SPR24020337-7

Page : 1 of 3

Customer : Thai Environmental Technic Limited.

1/6 Soi Ramkhamhaeng 145, Khwaeng Saphan Sung, Khet Saphan
Sung, Bangkok 10240, Thailand.

Equipment Name : Noise Dose Meter

Manufacturer : SOUNDTEK

Model : ST-130

Serial Number : 170800207

ID. Number : No.26

Environmental Conditions

Ambient Temperature : $23^{\circ}\text{C} \pm 3^{\circ}\text{C}$

Received Date : 21 Feb 2024

Relative Humidity : $50\% \pm 15\%$

Calibration Date : 23 Feb 2024

Location of Calibration : In-Lab

Recommend Due Date : 23 Feb 2025

Calibration Procedure : SP-CPE-04-01

Date of Issue : 24 Feb 2024

Method of Calibration

This certifies that the above instrument was calibrated in compliance with the calibration system requirement of ISO/IEC 17025:2017 in accordance with reference procedure. Standards used to perform this calibration are certified by to NIST or equivalent, National metrology institute, Natural physical constants, consensus standards. The result reported herein apply only to the calibration of the item described above as received. Our decision rule is to contact the customer if the item pass and fail calibration when the results include the uncertainties and the customer must determine if the results meets their needs.

The calibration certificate shall not be reproduced except in full, without written approval of SP Metrology System (Thailand).

Calibrated by : Mr.Karoon Pengsalung

Calibration Officer

Approved by :

(Mr.Nirut Loha)

Authorized Signatory



ID LINE : IEC17025



Calibration Report

Certificate Number : SPR24020337-7

Page : 2 of 3

Reference Standards

Equipment Name	Model	Serial No.	Certificate No.	Due. Date
Sound Level Calibrator	ST-120	211203773	EEL.BP. 140/0167	26 Jan 2025

Traceability

This certification is traceable to the International System of Unit maintained at :

TISTR - Thailand Institute of Scientific and Technological Research



ID LINE : IEC17025



Result of Calibration

Certificate No. : SPR24020337-7

Page : 3 of 3

Range : 94 to 114 dB

Function : @1kHz

Select A

Unit : dB

Standard Setting	UUC Reading		Error		Uncertainty (±)
	Fast	Slow	Fast	Slow	
94	94.0	94.0	0.0	0.0	0.15
114	114.0	114.0	0.0	0.0	0.15

Select C

Unit : dB

Standard Setting	UUC Reading		Error		Uncertainty (±)
	Fast	Slow	Fast	Slow	
94	94.0	94.0	0.0	0.0	0.15
114	114.0	114.0	0.0	0.0	0.15

Select Z

Unit : dB

Standard Setting	UUC Reading		Error		Uncertainty (±)
	Fast	Slow	Fast	Slow	
94	94.0	94.0	0.0	0.0	0.15
114	114.0	114.0	0.0	0.0	0.15

Note :

The result of calibration was found accurate as show on date and place of calibration only.
This Certificate is not certified for any commercial transaction.

Measurement Uncertainty

The reported uncertainty of measurement is the expanded uncertainty obtained by multiplying the standard uncertainty with the coverage factor $k = 2.00$, providing a level of confidence approximately 95%.

- End of Certificate -



ID LINE : IEC17025



Certificate of Calibration

Certificate Number : SPR24020097-7

Page : 1 of 3

Customer : Thai Environmental Technic Limited.

1/6 Soi Ramkhamhaeng 145, Khwaeng Saphan Sung, Khet Saphan
Sung, Bangkok 10240, Thailand.

Equipment Name : Noise Dose Meter

Manufacturer : SOUNDTEK

Model : ST-130

Serial Number : 170800193

ID. Number : No.24

Environmental Conditions

Ambient Temperature : $23^{\circ}\text{C} \pm 3^{\circ}\text{C}$

Received Date : 07 Feb 2024

Relative Humidity : $50\% \pm 15\%$

Calibration Date : 08 Feb 2024

Location of Calibration : In-Lab

Recommend Due Date : 08 Feb 2025

Calibration Procedure : SP-CPE-04-01

Date of Issue : 09 Feb 2024

Method of Calibration

This certifies that the above instrument was calibrated in compliance with the calibration system requirement of ISO/IEC 17025:2017 in accordance with reference procedure. Standards used to perform this calibration are certified by to NIST or equivalent, National metrology institute, Natural physical constants, consensus standards. The result reported herein apply only to the calibration of the item described above as received. Our decision rule is to contact the customer if the item pass and fail calibration when the results include the uncertainties and the customer must determine if the results meets their needs.

The calibration certificate shall not be reproduced except in full, without written approval of SP Metrology System (Thailand).

Calibrated by : Mr.Karoon Pengsalung

Approved by :

Calibration Officer

(Mr.Yodyaim Chansang)

Authorized Signatory



ID LINE: IEC17025



Calibration Report

Certificate Number : SPR24020097-7

Page : 2 of 3

Reference Standards

Equipment Name	Model	Serial No.	Certificate No.	Due. Date
Sound Level Calibrator	ST-120	211203773	EEL.BP. 114/0166	17 Feb 2024

Traceability

This certification is traceable to the International System of Unit maintained at :
TISTR - Thailand Institute of Scientific and Technological Research



ID LINE : IEC17025



Result of Calibration

Certificate No. : SPR24020097-7

Page : 3 of 3

Range : 94 to 114 dB

Function : @1kHz

Select A

Unit : dB

Standard Setting	UUC Reading		Error		Uncertainty (±)
	Fast	Slow	Fast	Slow	
94	94.0	94.0	0.0	0.0	0.15
114	113.9	113.9	-0.1	-0.1	0.15

Select C

Unit : dB

Standard Setting	UUC Reading		Error		Uncertainty (±)
	Fast	Slow	Fast	Slow	
94	94.0	94.0	0.0	0.0	0.15
114	113.7	113.7	-0.3	-0.3	0.15

Select Z

Unit : dB

Standard Setting	UUC Reading		Error		Uncertainty (±)
	Fast	Slow	Fast	Slow	
94	94.0	94.0	0.0	0.0	0.15
114	113.9	113.9	-0.1	-0.1	0.15

Note :

The result of calibration was found accurate as show on date and place of calibration only.
This Certificate is not certified for any commercial transaction.

Measurement Uncertainty

The reported uncertainty of measurement is the expanded uncertainty obtained by multiplying the standard uncertainty with the coverage factor $k = 2.00$, providing a level of confidence approximately 95%.

- End of Certificate -



TECHNOLOGY PROMOTION ASSOCIATION (THAILAND-JAPAN)
CORPORATE SERVICES 3: EQUIPMENT CALIBRATION AND TESTING SERVICES
534/4 PATTANAKARN ROAD SOI 18, SUANLUANG, SUANLUANG, BANGKOK 10250
TEL. 0-2717-3000-24 FAX. 0-2719-9484



Certificate of Calibration

Certificate No. : 24H171

Page : 1 of 2

Equipment : Thermal Environment Monitor

Manufacturer: Quest

Model : QUESTemp 34

Serial No.: TEK060009

ID No.: No.1

Condition As-Received: Used Item

Received Date: 26 January 2024

Calibration Date: 30 January 2024
to 31 January 2024

Reference: 2401-0902DSC

Submitted by: Thai Environmental Technic Limited

Ambient Temperature: (25 ± 3) °C

Relative Humidity: (50 ± 20) %

This certificate may not be reproduced other than in full,
except with the prior written approval of the head of
Corporate Services 3: Equipment Calibration and Testing Services.

1/6 Soi Ramkhamhaeng 145, Khwaeng/Khet Saphan Sung,
Bangkok 10240

Procedure used: Calibration were conducted using in-house calibration procedure CP-H03 according to comparison with
standard temperature probe for temperature measurement function into humidity / temperature chamber.

Condition of this result of calibration

1. Reference standards instruments :

<u>Instrument</u>	<u>Model</u>	<u>Serial No.</u>	<u>Certificate No.</u>	<u>Due Date</u>
1) Handheld Thermometer With Sensor	1521	A5A339	2311238	16 Oct 2024


2. The certificate is valid only to the item calibrated on date and place of calibration.

3. This Certification is traceable to the International System of Unit maintained through:-

-Technology Promotion Association (Thailand-Japan), NSC-ONSC Accredited No. Calibration 0008

Calibrated by : Kraipop Onrat
Issue Date : 01 February 2024

Approved Signatory :


☒ Chakrit Waewwanjua
☐ Pornthippa Tameyakul
☐ Viporn Tantiyawutti

B 0331905



Cert. No.: 24H171

Page.: 2 of 2

Result of Calibration:-

Without Adjustment

Function: Temperature Measurement for WET

<u>Standard</u> <u>Temperature</u> (°C)	<u>UUC*</u> <u>Reading</u> (°C)	<u>Error</u> (°C)	<u>Uncertainty</u> <u>of Measurement</u> (±°C)
20.001	20.3	0.299	0.42
30.013	30.4	0.387	0.42
40.019	40.3	0.281	0.42

Result of Calibration:-

Without Adjustment

Function: Temperature Measurement for DRY

<u>Standard</u> <u>Temperature</u> (°C)	<u>UUC*</u> <u>Reading</u> (°C)	<u>Error</u> (°C)	<u>Uncertainty</u> <u>of Measurement</u> (±°C)
20.001	20.2	0.199	0.42
30.013	30.3	0.287	0.42
40.019	40.4	0.381	0.42

Result of Calibration:-

Without Adjustment

Function: Temperature Measurement for GLOBE

<u>Standard</u> <u>Temperature</u> (°C)	<u>UUC*</u> <u>Reading</u> (°C)	<u>Error</u> (°C)	<u>Uncertainty</u> <u>of Measurement</u> (±°C)
20.002	20.1	0.098	0.42
30.021	30.1	0.079	0.42
40.031	40.0	-0.031	0.42

UUC* : Unit Under Calibration

The reported uncertainty of measurement was base on standard uncertainty multiplied by coverage factor $k = 2.00$, providing confidence level approximately 95%.

-o0o-

a 1199970



TECHNOLOGY PROMOTION ASSOCIATION (THAILAND-JAPAN)
CORPORATE SERVICES 3: EQUIPMENT CALIBRATION AND TESTING SERVICES
534/4 PATTANAKARN ROAD SOI 18, SUANLUANG, SUANLUANG, BANGKOK 10250
TEL. 0-2717-3000-24 FAX. 0-2719-9484



Certificate of Calibration

Certificate No. : 24H560

Page : 1 of 2

Equipment : Thermal Environment Monitor

Manufacturer: JANTYTECH

Model : JT2011-E2A

Serial No.: 3522210143

ID No.: HD 5

Condition As-Received: Used Item

Received Date: 12 March 2024

Calibration Date: 18 March 2024

Reference: 2403-0381DSC

Submitted by: Thai Environmental Technic Limited

Ambient Temperature: (25 ± 3) °C

Relative Humidity: (50 ± 20) %

This certificate may not be reproduced other than in full,
except with the prior written approval of the head of
Corporate Services 3: Equipment Calibration and Testing Services.

1/6 Soi Ramkhamhaeng 145, Khwaeng/Khet Saphan Sung,
Bangkok 10240

Procedure used: Calibration were conducted using in-house calibration procedure CP-H03 according to comparison with
standard temperature probe for temperature measurement function into humidity / temperature chamber.

Condition of this result of calibration

1.Reference standards instruments :

<u>Instrument</u>	<u>Model</u>	<u>Serial No.</u>	<u>Certificate No.</u>	<u>Due Date</u>
1) Handheld Thermometer With Sensor	1521	A5A339	23I1238	16 Oct 2024

2.The certificate is valid only to the item calibrated on date and place of calibration.

3.This Certification is traceable to the International System of Unit maintained through:-

-Technology Promotion Association (Thailand-Japan), NSC-ONSC Accredited No. Calibration 0008

Calibrated by : Somchai Dumwor

Issue Date : 25 March 2024

Approved Signatory : _____

☒ Chakrit Waewwanjua

☐ Pornthippa Tameyakul

☐ Unnopphol Harachai

B 0336873



Cert. No.: 24H560

Page.: 2 of 2

Result of Calibration:- Without Adjustment
Function: Temperature Measurement for T_n

<u>Standard</u> <u>Temperature</u> (°C)	<u>UUC*</u> <u>Reading</u> (°C)	<u>Error</u> (°C)	<u>Uncertainty</u> <u>of Measurement</u> (±°C)
20.019	19.8	-0.219	0.42
30.028	29.9	-0.128	0.42
39.998	40.0	0.002	0.42

Result of Calibration:- Without Adjustment
Function: Temperature Measurement for T_{nw}

<u>Standard</u> <u>Temperature</u> (°C)	<u>UUC*</u> <u>Reading</u> (°C)	<u>Error</u> (°C)	<u>Uncertainty</u> <u>of Measurement</u> (±°C)
20.019	19.9	-0.119	0.42
30.028	29.9	-0.128	0.42
39.998	39.8	-0.198	0.42

Result of Calibration:- Without Adjustment
Function: Temperature Measurement for T_g

<u>Standard</u> <u>Temperature</u> (°C)	<u>UUC*</u> <u>Reading</u> (°C)	<u>Error</u> (°C)	<u>Uncertainty</u> <u>of Measurement</u> (±°C)
20.019	19.9	-0.119	0.42
30.028	30.0	-0.028	0.42
39.998	39.9	-0.098	0.42

UUC* : Unit Under Calibration

The reported uncertainty of measurement was based on standard uncertainty multiplied by coverage factor $k = 2.00$, providing confidence level approximately 95%.

-o-o-

a 1208147



TECHNOLOGY PROMOTION ASSOCIATION (THAILAND-JAPAN)
CORPORATE SERVICES 3: EQUIPMENT CALIBRATION AND TESTING SERVICES
534/4 PATTANAKARN ROAD SOI 18, SUANLUANG, SUANLUANG, BANGKOK 10250
TEL. 0-2717-3000-24 FAX. 0-2719-9484



Certificate of Calibration

Certificate No. : 24H565

Page : 1 of 2

Equipment : Thermal Environment Monitor

Manufacturer: JANTYTECH

Model : JT2011-E2A

Serial No.: 3522210149

ID No.: HD 10

Condition As-Received: Used Item

Received Date: 12 March 2024

Calibration Date: 20 March 2024

Reference: 2403-0381DSC

Submitted by: Thai Environmental Technic Limited

Ambient Temperature: (25 \pm 3) °C

Relative Humidity: (50 \pm 20) %

This certificate may not be reproduced other than in full,
except with the prior written approval of the head of
Corporate Services 3: Equipment Calibration and Testing Services.

1/6 Soi Ramkhamhaeng 145, Khwaeng/Khet Saphan Sung,
Bangkok 10240

Procedure used: Calibration were conducted using in-house calibration procedure CP-H03 according to comparison with
standard temperature probe for temperature measurement function into humidity / temperature chamber.

Condition of this result of calibration

1.Reference standards instruments :

<u>Instrument</u>	<u>Model</u>	<u>Serial No.</u>	<u>Certificate No.</u>	<u>Due Date</u>
1) Handheld Thermometer With Sensor	1521	A5A339	231238	16 Oct 2024

2.The certificate is valid only to the item calibrated on date and place of calibration.

3.This Certification is traceable to the International System of Unit maintained through:-

-Technology Promotion Association (Thailand-Japan), NSC-ONSC Accredited No. Calibration 0008

Calibrated by : Somchai Dumwor

Issue Date : 25 March 2024

Approved Signatory :

☒ Chakrit Waewwanjua

☐ Pornthippa Tameyakul

☐ Unnopphol Harachai

B 0336878



Cert. No.: 24H565

Page.: 2 of 2

Result of Calibration:- Without Adjustment

Function: Temperature Measurement for Tn

<u>Standard</u> <u>Temperature</u> (°C)	<u>UUC*</u> <u>Reading</u> (°C)	<u>Error</u> (°C)	<u>Uncertainty</u> <u>of Measurement</u> (±°C)
19.970	19.8	-0.170	0.42
29.975	29.8	-0.175	0.42
40.004	39.5	-0.504	0.42

Result of Calibration:- Without Adjustment

Function: Temperature Measurement for Tnw

<u>Standard</u> <u>Temperature</u> (°C)	<u>UUC*</u> <u>Reading</u> (°C)	<u>Error</u> (°C)	<u>Uncertainty</u> <u>of Measurement</u> (±°C)
19.970	19.9	-0.070	0.42
29.975	29.8	-0.175	0.42
40.004	39.5	-0.504	0.42

Result of Calibration:- Without Adjustment

Function: Temperature Measurement for Tg

<u>Standard</u> <u>Temperature</u> (°C)	<u>UUC*</u> <u>Reading</u> (°C)	<u>Error</u> (°C)	<u>Uncertainty</u> <u>of Measurement</u> (±°C)
19.970	19.9	-0.070	0.42
29.975	29.9	-0.075	0.42
40.004	39.7	-0.304	0.42

UUC* : Unit Under Calibration

The reported uncertainty of measurement was base on standard uncertainty multiplied by coverage factor $k \approx 2.00$, providing confidence level approximately 95%.

-o0o-

a 1208152